

ABAS[®]-3

Adaptive Behavior Assessment System, Third Edition

Patti L. Harrison, PhD Thomas Oakland, PhD

Child Information

Name of child being evaluated (first, middle, last)		Sex	Grade
Jamie Sample		Male	
Age at testing	Date of birth	Age	
2 years and 7 months	9/26/2012	2 years and 7 months	
School	City	State	
Race/Ethnicity			
Black/African American			
Disability or other limitation			Client ID

Parent/Caregiver Information

Parent/Caregiver's name (first, last)	Occupation
Julie Sample	Nurse
Relationship to child	Number of siblings
Parent	3 or more
Describe relationship	

Record of Input Data

Adaptive skill area	Raw score	Number of skipped items	Number of guessed items
Communication	32		
Community Use*	32		
Functional Pre-Academics*	45		
Home Living*	34		
Health and Safety	21		
Leisure	21		
Self-Care	14		
Self-Direction	12		
Social	16		
Motor	43		

*For infants younger than one year, the Community Use, Functional Pre-Academics, and Home Living skill areas are not completed by the rater.

Score Summary

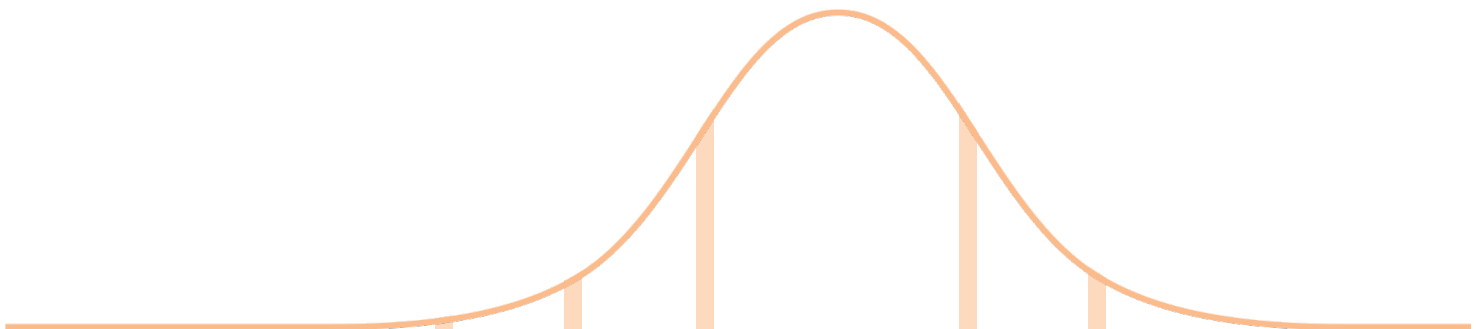
	Year	Month	Day
Testing date	2015	4	29
Date of birth	2012	9	26
Age	2	7	3

*For infants less than age one, the Functional Pre-Academics, Community Use, and Home Living skill areas are not completed by respondents.

Raw Score to Scaled Score Conversions					
Adaptive skill area	Raw score	Scaled scores			
Communication	32	2	2		
Community Use*	32	11		11	
Functional Pre-Academics*	45	17	17		
Home Living*	34	7		7	
Health and Safety	21	3		3	
Leisure	21	1	1		
Self-Care	14	1		1	
Self-Direction	12	1	1		
Social	16	1	1		
Motor	43	3	Note: Motor is included in the GAC but not adaptive domains		
Sum of scaled scores		47	20	2	22
		GAC	Conceptual	Social	Practical

Sum of Scaled Scores to General Adaptive Composite (GAC) and Adaptive Domain Score Conversions				
	Sum of scaled scores	Standard score	Percentile rank	Confidence interval □ 90% ▣ 95%
General Adaptive Composite (GAC)	47	70	2	67 - 73
Conceptual	20	79	8	74 - 84
Social	2	51	0.1	45 - 57
Practical	22	75	5	70 - 80

Score Profile



Percentage of cases	2.2	6.7	16.1	50	16.1	6.7	2.2
---------------------	-----	-----	------	----	------	-----	-----

Standard scores	70	80	90	100	110	120
-----------------	----	----	----	-----	-----	-----

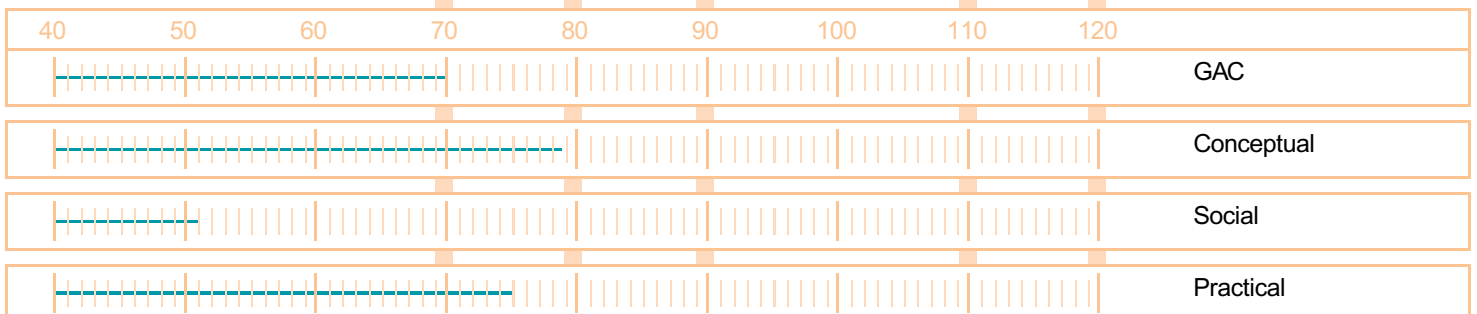
Qualitative descriptions	Extremely low	Low	Below average	Average	Above average	High
--------------------------	---------------	-----	---------------	---------	---------------	------

Adaptive skill area scaled scores						
Score ranges	≤ 3	4 - 5	6 - 7	8 - 12	13 - 14	≥ 15

		1	2	3	4	5	6	7	8	9	10	11	12	13	14	15	16	17	18	19
Conceptual	Communication	<input type="checkbox"/>	<input checked="" type="checkbox"/>	<input type="checkbox"/>	<input type="checkbox"/>	<input type="checkbox"/>	<input type="checkbox"/>	<input type="checkbox"/>	<input type="checkbox"/>	<input type="checkbox"/>	<input type="checkbox"/>	<input type="checkbox"/>	<input type="checkbox"/>	<input type="checkbox"/>	<input type="checkbox"/>	<input type="checkbox"/>	<input type="checkbox"/>	<input type="checkbox"/>	<input type="checkbox"/>	<input type="checkbox"/>
	Functional Pre-Academics*	<input type="checkbox"/>	<input type="checkbox"/>	<input type="checkbox"/>	<input type="checkbox"/>	<input type="checkbox"/>	<input type="checkbox"/>	<input type="checkbox"/>	<input type="checkbox"/>	<input type="checkbox"/>	<input type="checkbox"/>	<input type="checkbox"/>	<input type="checkbox"/>	<input type="checkbox"/>	<input type="checkbox"/>	<input type="checkbox"/>	<input type="checkbox"/>	<input checked="" type="checkbox"/>	<input type="checkbox"/>	<input type="checkbox"/>
	Self-Direction	<input checked="" type="checkbox"/>	<input type="checkbox"/>	<input type="checkbox"/>	<input type="checkbox"/>	<input type="checkbox"/>	<input type="checkbox"/>	<input type="checkbox"/>	<input type="checkbox"/>	<input type="checkbox"/>	<input type="checkbox"/>	<input type="checkbox"/>	<input type="checkbox"/>	<input type="checkbox"/>	<input type="checkbox"/>	<input type="checkbox"/>	<input type="checkbox"/>	<input type="checkbox"/>	<input type="checkbox"/>	<input type="checkbox"/>
Social	Leisure	<input checked="" type="checkbox"/>	<input type="checkbox"/>	<input type="checkbox"/>	<input type="checkbox"/>	<input type="checkbox"/>	<input type="checkbox"/>	<input type="checkbox"/>	<input type="checkbox"/>	<input type="checkbox"/>	<input type="checkbox"/>	<input type="checkbox"/>	<input type="checkbox"/>	<input type="checkbox"/>	<input type="checkbox"/>	<input type="checkbox"/>	<input type="checkbox"/>	<input type="checkbox"/>	<input type="checkbox"/>	<input type="checkbox"/>
	Social	<input checked="" type="checkbox"/>	<input type="checkbox"/>	<input type="checkbox"/>	<input type="checkbox"/>	<input type="checkbox"/>	<input type="checkbox"/>	<input type="checkbox"/>	<input type="checkbox"/>	<input type="checkbox"/>	<input type="checkbox"/>	<input type="checkbox"/>	<input type="checkbox"/>	<input type="checkbox"/>	<input type="checkbox"/>	<input type="checkbox"/>	<input type="checkbox"/>	<input type="checkbox"/>	<input type="checkbox"/>	<input type="checkbox"/>
Practical	Community Use*	<input type="checkbox"/>	<input type="checkbox"/>	<input type="checkbox"/>	<input type="checkbox"/>	<input type="checkbox"/>	<input type="checkbox"/>	<input type="checkbox"/>	<input type="checkbox"/>	<input type="checkbox"/>	<input type="checkbox"/>	<input checked="" type="checkbox"/>	<input type="checkbox"/>	<input type="checkbox"/>	<input type="checkbox"/>	<input type="checkbox"/>	<input type="checkbox"/>	<input type="checkbox"/>	<input type="checkbox"/>	<input type="checkbox"/>
	Home Living*	<input type="checkbox"/>	<input type="checkbox"/>	<input type="checkbox"/>	<input type="checkbox"/>	<input type="checkbox"/>	<input checked="" type="checkbox"/>	<input type="checkbox"/>	<input type="checkbox"/>	<input type="checkbox"/>	<input type="checkbox"/>	<input type="checkbox"/>	<input type="checkbox"/>	<input type="checkbox"/>	<input type="checkbox"/>	<input type="checkbox"/>	<input type="checkbox"/>	<input type="checkbox"/>	<input type="checkbox"/>	<input type="checkbox"/>
	Health and Safety	<input type="checkbox"/>	<input type="checkbox"/>	<input checked="" type="checkbox"/>	<input type="checkbox"/>	<input type="checkbox"/>	<input type="checkbox"/>	<input type="checkbox"/>	<input type="checkbox"/>	<input type="checkbox"/>	<input type="checkbox"/>	<input type="checkbox"/>	<input type="checkbox"/>	<input type="checkbox"/>	<input type="checkbox"/>	<input type="checkbox"/>	<input type="checkbox"/>	<input type="checkbox"/>	<input type="checkbox"/>	<input type="checkbox"/>
	Self-Care	<input checked="" type="checkbox"/>	<input type="checkbox"/>	<input type="checkbox"/>	<input type="checkbox"/>	<input type="checkbox"/>	<input type="checkbox"/>	<input type="checkbox"/>	<input type="checkbox"/>	<input type="checkbox"/>	<input type="checkbox"/>	<input type="checkbox"/>	<input type="checkbox"/>	<input type="checkbox"/>	<input type="checkbox"/>	<input type="checkbox"/>	<input type="checkbox"/>	<input type="checkbox"/>	<input type="checkbox"/>	<input type="checkbox"/>
Motor	<input type="checkbox"/>	<input type="checkbox"/>	<input checked="" type="checkbox"/>	<input type="checkbox"/>	<input type="checkbox"/>	<input type="checkbox"/>	<input type="checkbox"/>	<input type="checkbox"/>	<input type="checkbox"/>	<input type="checkbox"/>	<input type="checkbox"/>	<input type="checkbox"/>	<input type="checkbox"/>	<input type="checkbox"/>	<input type="checkbox"/>	<input type="checkbox"/>	<input type="checkbox"/>	<input type="checkbox"/>	<input type="checkbox"/>	<input type="checkbox"/>

*For infants less than age one, the Functional Pre-Academics, Community Use, and Home Living skill areas are not completed by respondents.

GAC and adaptive domain standard scores						
Score ranges	≤ 70	71 - 79	80 - 89	90 - 109	110 - 119	≥ 120



Optional Analyses

Adaptive Domain Comparisons

Domain comparison	Standard score 1	Standard score 2	Difference	Significance		Base rate in standardization sample
				Critical value	.05 level	
Conceptual-Social	79	51	28	7.78	Y	<input type="checkbox"/> ≤15% <input checked="" type="checkbox"/> ≤5%
Conceptual-Practical	79	75	4	6.57	N	<input type="checkbox"/> ≤15% <input type="checkbox"/> ≤5%
Social-Practical	51	75	-24	7.2	Y	<input type="checkbox"/> ≤15% <input checked="" type="checkbox"/> ≤5%

Scatter in Adaptive Skill Area Scaled Scores

Comparison used General Adaptive Composite (GAC)(all skill areas) Adaptive domains

GAC/Domain	Highest skill area		Lowest skill area		Difference between scaled scores	Significance		Base rate in standardization sample
	Name	Scaled score	Name	Scaled score		Critical value	.05 level	
GAC: All skill areas								<input type="checkbox"/> ≤15% <input type="checkbox"/> ≤5%
Conceptual skill areas	Functional Pre-Academics	17	Self-Direction	1	16	2.56	Y	<input type="checkbox"/> ≤15% <input checked="" type="checkbox"/> ≤5%
Social skill areas	Leisure	1	Social	1	0	2.82	N	<input type="checkbox"/> ≤15% <input type="checkbox"/> ≤5%
Practical skills areas	Community Use	11	Self-Care	1	10	2.88	Y	<input type="checkbox"/> ≤15% <input checked="" type="checkbox"/> ≤5%

Strengths and Weaknesses in Adaptive Skill Areas

Comparison used General Adaptive Composite (GAC)(all skill areas) Adaptive domains

Calculate the mean scaled scores for adaptive skill areas

	GAC		Adaptive domain				
	10 skill areas	7 skill areas <age 1*	Conceptual	Conceptual <age 1*	Social	Practical	Practical <age 1*
Sum of scaled scores			20		2	22	
Number of skill areas	÷ 10	÷ 7	÷ 3	÷ 2	÷ 2	÷ 4	÷ 2
Mean scaled score			6.67		1	5.5	

Determine strengths and weaknesses in adaptive skill areas

*For infants less than one, the Functional Pre-Academics, Community Use, and Home Living skill areas are not completed by respondents.

	Skill area	Skill area scaled score	Mean scaled score from above	Difference from mean	Significance		Base rate in standardization sample
					Critical value	.05 level	
Conceptual	Communication	2	6.67	-4.67	2.2	Y	<input type="checkbox"/> ≤15% <input checked="" type="checkbox"/> ≤5%
	Functional Pre-Academics*	17	6.67	10.33	1.66	Y	<input type="checkbox"/> ≤15% <input checked="" type="checkbox"/> ≤5%
	Self-Direction	1	6.67	-5.67	2.12	Y	<input type="checkbox"/> ≤15% <input checked="" type="checkbox"/> ≤5%
Social	Leisure	1	1	0	2.04	N	<input type="checkbox"/> ≤15% <input type="checkbox"/> ≤5%
	Social	1	1	0	2.12	N	<input type="checkbox"/> ≤15% <input type="checkbox"/> ≤5%
Practical	Community Use*	11	5.5	5.5	1.66	Y	<input type="checkbox"/> ≤15% <input checked="" type="checkbox"/> ≤5%
	Home Living*	7	5.5	1.5	1.56	N	<input type="checkbox"/> ≤15% <input type="checkbox"/> ≤5%
	Health and Safety	3	5.5	-2.5	2.12	Y	<input checked="" type="checkbox"/> ≤15% <input type="checkbox"/> ≤5%
	Self-Care	1	5.5	-4.5	2.12	Y	<input type="checkbox"/> ≤15% <input checked="" type="checkbox"/> ≤5%
	Motor						<input type="checkbox"/> ≤15% <input type="checkbox"/> ≤5%

ABAS[®]-3

Adaptive Behavior Assessment System, Third Edition

Patti L. Harrison, PhD Thomas Oakland, PhD

Student Information

Name of student being evaluated (first, middle, last)		Sex	Grade
Anna Sample		Female	7th
Age at testing	Date of birth	Age	
13 years and 3 months	1/9/2002	13 years and 3 months	
School	City	State	
		CA	
Race/Ethnicity		Employment status	
Disability or other limitation			Client ID

Teacher Information

Teacher's name (first, last)	Subjects you teach
Jane Doe	
Number of years as a teacher	How long have you been this student's teacher?
Relationship to student	
General education teacher	
Describe relationship	

Record of Input Data

Adaptive skill area	Raw score	Number of skipped items	Number of guessed items
Communication	34		
Community Use	35		
Functional Academics	32		
School Living	28		
Health and Safety	25		
Leisure	34		
Self-Care	34		
Self-Direction	32		
Social	29		
Work			

Score Summary

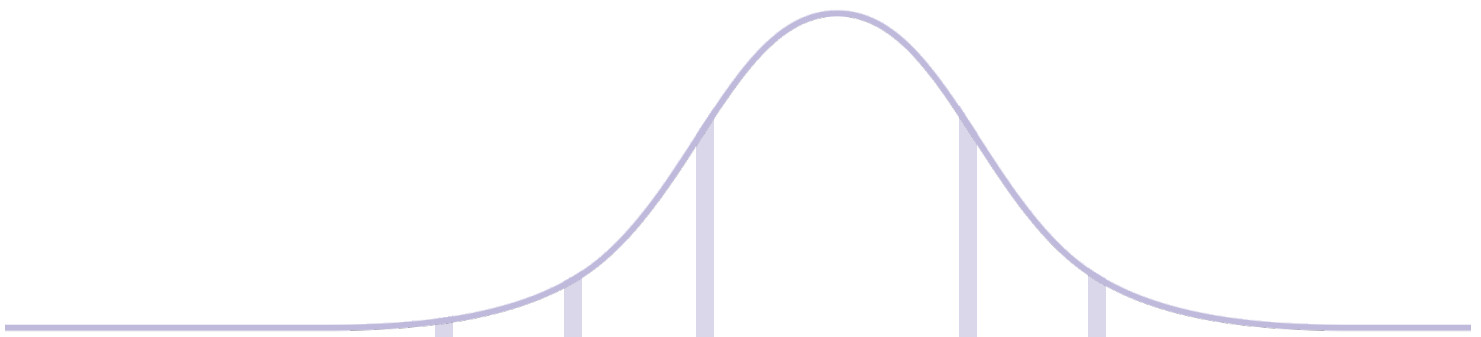
	Year	Month	Day
Testing date	2015	4	29
Date of birth	2002	1	9
Age	13	3	21

Raw Score to Scaled Score Conversions					
Adaptive skill area	Raw score	Scaled scores			
Communication	34	2	2		
Community Use	35	8		8	
Functional Academics	32	2	2		
School Living	28	1		1	
Health and Safety	25	1		1	
Leisure	34	6	6		
Self-Care	34	1		1	
Self-Direction	32	3	3		
Social	29	1		1	
(Work)					
Sum of scaled scores		25	7	7	11
		GAC	Conceptual	Social	Practical

Note: Work is not included in the GAC or adaptive domains

Sum of Scaled Scores to General Adaptive Composite (GAC) and Adaptive Domain Score Conversions				
	Sum of scaled scores	Standard score	Percentile rank	Confidence interval <input type="checkbox"/> 90% <input checked="" type="checkbox"/> 95%
General Adaptive Composite (GAC)	25	57	0.2	54 - 60
Conceptual	7	56	0.2	51 - 61
Social	7	68	2	63 - 73
Practical	11	59	0.3	54 - 64

Score Profile



Percentage of cases	2.2	6.7	16.1	50	16.1	6.7	2.2
---------------------	-----	-----	------	----	------	-----	-----

Standard scores	70	80	90	100	110	120
-----------------	----	----	----	-----	-----	-----

Qualitative descriptions	Extremely low	Low	Below average	Average	Above average	High
--------------------------	---------------	-----	---------------	---------	---------------	------

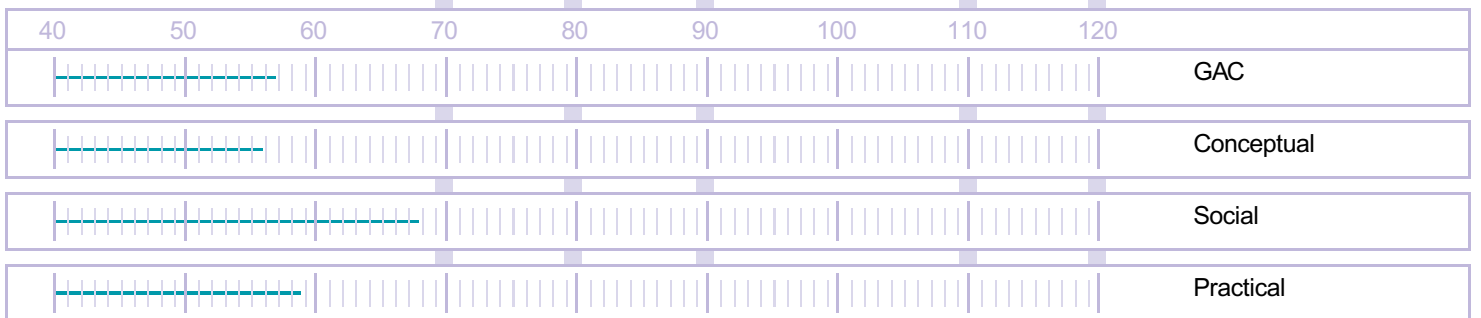
Adaptive skill area scaled scores

Score ranges	≤ 3	4 - 5	6 - 7	8 - 12	13 - 14	≥ 15
--------------	-----	-------	-------	--------	---------	------

		1	2	3	4	5	6	7	8	9	10	11	12	13	14	15	16	17	18	19
Conceptual	Communication	<input type="checkbox"/>	<input checked="" type="checkbox"/>	<input type="checkbox"/>	<input type="checkbox"/>	<input type="checkbox"/>	<input type="checkbox"/>	<input type="checkbox"/>	<input type="checkbox"/>	<input type="checkbox"/>	<input type="checkbox"/>	<input type="checkbox"/>	<input type="checkbox"/>	<input type="checkbox"/>	<input type="checkbox"/>	<input type="checkbox"/>	<input type="checkbox"/>	<input type="checkbox"/>	<input type="checkbox"/>	<input type="checkbox"/>
	Functional Academics	<input type="checkbox"/>	<input checked="" type="checkbox"/>	<input type="checkbox"/>	<input type="checkbox"/>	<input type="checkbox"/>	<input type="checkbox"/>	<input type="checkbox"/>	<input type="checkbox"/>	<input type="checkbox"/>	<input type="checkbox"/>	<input type="checkbox"/>	<input type="checkbox"/>	<input type="checkbox"/>	<input type="checkbox"/>	<input type="checkbox"/>	<input type="checkbox"/>	<input type="checkbox"/>	<input type="checkbox"/>	<input type="checkbox"/>
	Self-Direction	<input type="checkbox"/>	<input type="checkbox"/>	<input checked="" type="checkbox"/>	<input type="checkbox"/>	<input type="checkbox"/>	<input type="checkbox"/>	<input type="checkbox"/>	<input type="checkbox"/>	<input type="checkbox"/>	<input type="checkbox"/>	<input type="checkbox"/>	<input type="checkbox"/>	<input type="checkbox"/>	<input type="checkbox"/>	<input type="checkbox"/>	<input type="checkbox"/>	<input type="checkbox"/>	<input type="checkbox"/>	<input type="checkbox"/>
Social	Leisure	<input type="checkbox"/>	<input type="checkbox"/>	<input type="checkbox"/>	<input type="checkbox"/>	<input type="checkbox"/>	<input checked="" type="checkbox"/>	<input type="checkbox"/>	<input type="checkbox"/>	<input type="checkbox"/>	<input type="checkbox"/>	<input type="checkbox"/>	<input type="checkbox"/>	<input type="checkbox"/>	<input type="checkbox"/>	<input type="checkbox"/>	<input type="checkbox"/>	<input type="checkbox"/>	<input type="checkbox"/>	<input type="checkbox"/>
	Social	<input checked="" type="checkbox"/>	<input type="checkbox"/>	<input type="checkbox"/>	<input type="checkbox"/>	<input type="checkbox"/>	<input type="checkbox"/>	<input type="checkbox"/>	<input type="checkbox"/>	<input type="checkbox"/>	<input type="checkbox"/>	<input type="checkbox"/>	<input type="checkbox"/>	<input type="checkbox"/>	<input type="checkbox"/>	<input type="checkbox"/>	<input type="checkbox"/>	<input type="checkbox"/>	<input type="checkbox"/>	<input type="checkbox"/>
Practical	Community Use	<input type="checkbox"/>	<input type="checkbox"/>	<input type="checkbox"/>	<input type="checkbox"/>	<input type="checkbox"/>	<input type="checkbox"/>	<input checked="" type="checkbox"/>	<input type="checkbox"/>	<input type="checkbox"/>	<input type="checkbox"/>	<input type="checkbox"/>	<input type="checkbox"/>	<input type="checkbox"/>	<input type="checkbox"/>	<input type="checkbox"/>	<input type="checkbox"/>	<input type="checkbox"/>	<input type="checkbox"/>	<input type="checkbox"/>
	School Living	<input checked="" type="checkbox"/>	<input type="checkbox"/>	<input type="checkbox"/>	<input type="checkbox"/>	<input type="checkbox"/>	<input type="checkbox"/>	<input type="checkbox"/>	<input type="checkbox"/>	<input type="checkbox"/>	<input type="checkbox"/>	<input type="checkbox"/>	<input type="checkbox"/>	<input type="checkbox"/>	<input type="checkbox"/>	<input type="checkbox"/>	<input type="checkbox"/>	<input type="checkbox"/>	<input type="checkbox"/>	<input type="checkbox"/>
	Health and Safety	<input checked="" type="checkbox"/>	<input type="checkbox"/>	<input type="checkbox"/>	<input type="checkbox"/>	<input type="checkbox"/>	<input type="checkbox"/>	<input type="checkbox"/>	<input type="checkbox"/>	<input type="checkbox"/>	<input type="checkbox"/>	<input type="checkbox"/>	<input type="checkbox"/>	<input type="checkbox"/>	<input type="checkbox"/>	<input type="checkbox"/>	<input type="checkbox"/>	<input type="checkbox"/>	<input type="checkbox"/>	<input type="checkbox"/>
	Self-Care	<input checked="" type="checkbox"/>	<input type="checkbox"/>	<input type="checkbox"/>	<input type="checkbox"/>	<input type="checkbox"/>	<input type="checkbox"/>	<input type="checkbox"/>	<input type="checkbox"/>	<input type="checkbox"/>	<input type="checkbox"/>	<input type="checkbox"/>	<input type="checkbox"/>	<input type="checkbox"/>	<input type="checkbox"/>	<input type="checkbox"/>	<input type="checkbox"/>	<input type="checkbox"/>	<input type="checkbox"/>	<input type="checkbox"/>
	Work	<input type="checkbox"/>	<input type="checkbox"/>	<input type="checkbox"/>	<input type="checkbox"/>	<input type="checkbox"/>	<input type="checkbox"/>	<input type="checkbox"/>	<input type="checkbox"/>	<input type="checkbox"/>	<input type="checkbox"/>	<input type="checkbox"/>	<input type="checkbox"/>	<input type="checkbox"/>	<input type="checkbox"/>	<input type="checkbox"/>	<input type="checkbox"/>	<input type="checkbox"/>	<input type="checkbox"/>	<input type="checkbox"/>
		1	2	3	4	5	6	7	8	9	10	11	12	13	14	15	16	17	18	19

GAC and adaptive domain standard scores

Score ranges	≤ 70	71 - 79	80 - 89	90 - 109	110 - 119	≥ 120
--------------	------	---------	---------	----------	-----------	-------



Optional Analyses

Adaptive Domain Comparisons

Domain comparison	Standard score 1	Standard score 2	Difference	Significance		Base rate in standardization sample
				Critical value	.05 level	
Conceptual-Social	56	68	-12	7.2	Y	<input checked="" type="checkbox"/> ≤15% <input type="checkbox"/> ≤5%
Conceptual-Practical	56	59	-3	7.2	N	<input type="checkbox"/> ≤15% <input type="checkbox"/> ≤5%
Social-Practical	68	59	9	7.2	Y	<input type="checkbox"/> ≤15% <input type="checkbox"/> ≤5%

Scatter in Adaptive Skill Area Scaled Scores

Comparison used General Adaptive Composite (GAC)(all skill areas) Adaptive domains

GAC/Domain	Highest skill area		Lowest skill area		Difference between scaled scores	Significance		Base rate in standardization sample
	Name	Scaled score	Name	Scaled score		Critical value	.05 level	
GAC: All skill areas								<input type="checkbox"/> ≤15% <input type="checkbox"/> ≤5%
Conceptual skill areas	Self-Direction	3	Functional Academics	2	1	2.04	N	<input type="checkbox"/> ≤15% <input type="checkbox"/> ≤5%
Social skill areas	Leisure	6	Social	1	5	2.04	Y	<input type="checkbox"/> ≤15% <input checked="" type="checkbox"/> ≤5%
Practical skills areas	Community Use	8	Self-Care	1	7	2.82	Y	<input checked="" type="checkbox"/> ≤15% <input type="checkbox"/> ≤5%

Strengths and Weaknesses in Adaptive Skill Areas

Comparison used General Adaptive Composite (GAC)(all skill areas) Adaptive domains

Calculate the mean scaled scores for adaptive skill areas

	GAC		Adaptive domain		
	9 skill areas		Conceptual	Social	Practical
Sum of scaled scores	7		7	7	11
Number of skill areas	÷ 9		÷ 3	÷ 2	÷ 4
Mean scaled score	2.33		2.33	3.5	2.75

Determine strengths and weaknesses in adaptive skill areas

Skill area		Skill area scaled score	Mean scaled score from above	Difference from mean	Significance		Base rate in standardization sample
					Critical value	.05 level	
Conceptual	Communication	2	2.33	-0.33	2.12	N	<input type="checkbox"/> ≤15% <input type="checkbox"/> ≤5%
	Functional Academics	2	2.33	-0.33	2.12	N	<input type="checkbox"/> ≤15% <input type="checkbox"/> ≤5%
	Self-Direction	3	2.33	0.67	1.95	N	<input type="checkbox"/> ≤15% <input type="checkbox"/> ≤5%
Social	Leisure	6	3.5	2.5	2.04	Y	<input type="checkbox"/> ≤15% <input checked="" type="checkbox"/> ≤5%
	Social	1	3.5	-2.5	1.95	Y	<input type="checkbox"/> ≤15% <input checked="" type="checkbox"/> ≤5%
Practical	Community Use	8	2.75	5.25	2.82	Y	<input type="checkbox"/> ≤15% <input checked="" type="checkbox"/> ≤5%
	School Living	1	2.75	-1.75	2.28	N	<input type="checkbox"/> ≤15% <input type="checkbox"/> ≤5%
	Health and Safety	1	2.75	-1.75	2.49	N	<input type="checkbox"/> ≤15% <input type="checkbox"/> ≤5%
	Self-Care	1	2.75	-1.75	2.49	N	<input type="checkbox"/> ≤15% <input type="checkbox"/> ≤5%

ABAS[®]-3

Adaptive Behavior Assessment System, Third Edition

Patti L. Harrison, PhD Thomas Oakland, PhD

Child Information

Name of child being evaluated (first, middle, last)		Sex	Grade
Anna Sample		Female	
Age at testing	Date of birth	Age	
13 years and 3 months	1/9/2002	13 years and 3 months	
School	City	State	
Race/Ethnicity		Employment status	
Disability or other limitation			Client ID

Parent Information

Parent's name (first, last)	Occupation
Mum Sample	
Relationship to child	Number of siblings
Describe relationship	

Record of Input Data

Adaptive skill area	Raw score	Number of skipped items	Number of guessed items
Communication	58		
Community Use	52		
Functional Academics	54		
Home Living	68		
Health and Safety	55		
Leisure	56		
Self-Care	59		
Self-Direction	54		
Social	56		
Work			

Score Summary

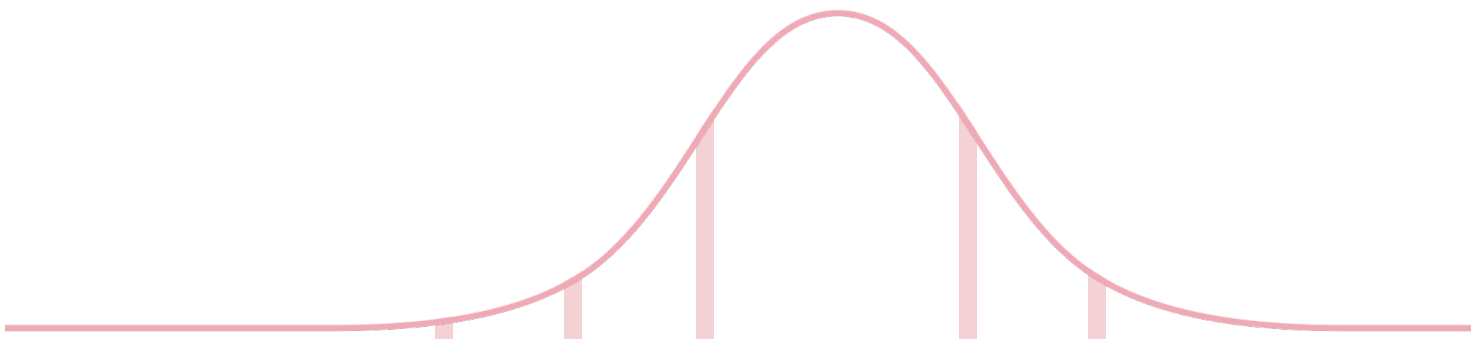
	Year	Month	Day
Testing date	2015	4	29
Date of birth	2002	1	9
Age	13	3	21

Raw Score to Scaled Score Conversions					
Adaptive skill area	Raw score	Scaled scores			
Communication	58	7	7		
Community Use	52	11		11	
Functional Academics	54	9	9		
Home Living	68	12		12	
Health and Safety	55	11		11	
Leisure	56	11	11		
Self-Care	59	6		6	
Self-Direction	54	8	8		
Social	56	6		6	
(Work)					
Sum of scaled scores		81	24	17	40
		GAC	Conceptual	Social	Practical

Note: Work is not included in the GAC or adaptive domains

Sum of Scaled Scores to General Adaptive Composite (GAC) and Adaptive Domain Score Conversions				
	Sum of scaled scores	Standard score	Percentile rank	Confidence interval <input type="checkbox"/> 90% <input checked="" type="checkbox"/> 95%
General Adaptive Composite (GAC)	81	92	30	89 - 95
Conceptual	24	87	19	83 - 91
Social	17	92	30	88 - 96
Practical	40	97	42	93 - 101

Score Profile



Percentage of cases	2.2	6.7	16.1	50	16.1	6.7	2.2
---------------------	-----	-----	------	----	------	-----	-----

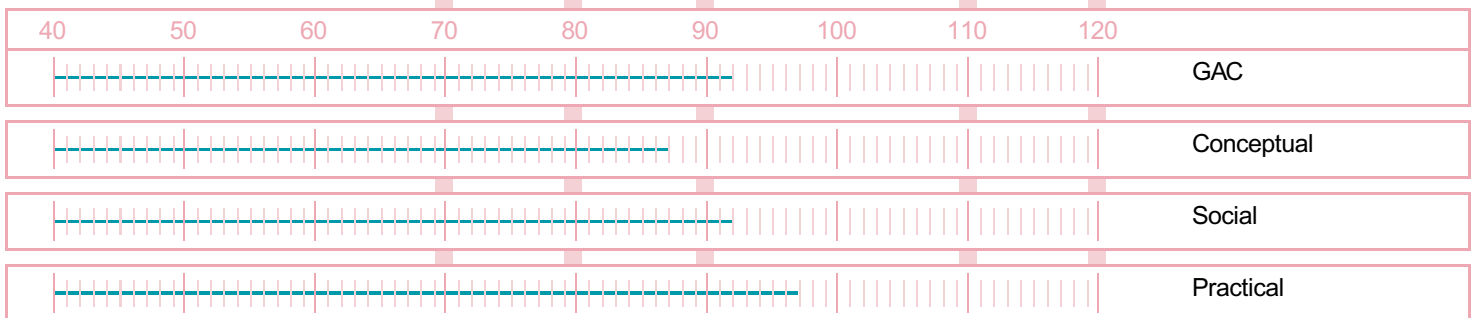
Standard scores	70	80	90	100	110	120
-----------------	----	----	----	-----	-----	-----

Qualitative descriptions	Extremely low	Low	Below average	Average	Above average	High
--------------------------	---------------	-----	---------------	---------	---------------	------

Adaptive skill area scaled scores						
Score ranges	≤ 3	4 - 5	6 - 7	8 - 12	13 - 14	≥ 15

		1	2	3	4	5	6	7	8	9	10	11	12	13	14	15	16	17	18	19
Conceptual	Communication	<input type="checkbox"/>	<input type="checkbox"/>	<input type="checkbox"/>	<input type="checkbox"/>	<input type="checkbox"/>	<input type="checkbox"/>	<input checked="" type="checkbox"/>	<input type="checkbox"/>	<input type="checkbox"/>	<input type="checkbox"/>	<input type="checkbox"/>	<input type="checkbox"/>	<input type="checkbox"/>	<input type="checkbox"/>	<input type="checkbox"/>	<input type="checkbox"/>	<input type="checkbox"/>	<input type="checkbox"/>	<input type="checkbox"/>
	Functional Academics	<input type="checkbox"/>	<input type="checkbox"/>	<input type="checkbox"/>	<input type="checkbox"/>	<input type="checkbox"/>	<input type="checkbox"/>	<input type="checkbox"/>	<input type="checkbox"/>	<input checked="" type="checkbox"/>	<input type="checkbox"/>	<input type="checkbox"/>	<input type="checkbox"/>	<input type="checkbox"/>	<input type="checkbox"/>	<input type="checkbox"/>	<input type="checkbox"/>	<input type="checkbox"/>	<input type="checkbox"/>	<input type="checkbox"/>
	Self-Direction	<input type="checkbox"/>	<input type="checkbox"/>	<input type="checkbox"/>	<input type="checkbox"/>	<input type="checkbox"/>	<input type="checkbox"/>	<input type="checkbox"/>	<input checked="" type="checkbox"/>	<input type="checkbox"/>	<input type="checkbox"/>	<input type="checkbox"/>	<input type="checkbox"/>	<input type="checkbox"/>	<input type="checkbox"/>	<input type="checkbox"/>	<input type="checkbox"/>	<input type="checkbox"/>	<input type="checkbox"/>	<input type="checkbox"/>
Social	Leisure	<input type="checkbox"/>	<input type="checkbox"/>	<input type="checkbox"/>	<input type="checkbox"/>	<input type="checkbox"/>	<input type="checkbox"/>	<input type="checkbox"/>	<input type="checkbox"/>	<input type="checkbox"/>	<input type="checkbox"/>	<input checked="" type="checkbox"/>	<input type="checkbox"/>	<input type="checkbox"/>	<input type="checkbox"/>	<input type="checkbox"/>	<input type="checkbox"/>	<input type="checkbox"/>	<input type="checkbox"/>	<input type="checkbox"/>
	Social	<input type="checkbox"/>	<input type="checkbox"/>	<input type="checkbox"/>	<input type="checkbox"/>	<input type="checkbox"/>	<input checked="" type="checkbox"/>	<input type="checkbox"/>	<input type="checkbox"/>	<input type="checkbox"/>	<input type="checkbox"/>	<input type="checkbox"/>	<input type="checkbox"/>	<input type="checkbox"/>	<input type="checkbox"/>	<input type="checkbox"/>	<input type="checkbox"/>	<input type="checkbox"/>	<input type="checkbox"/>	<input type="checkbox"/>
Practical	Community Use	<input type="checkbox"/>	<input type="checkbox"/>	<input type="checkbox"/>	<input type="checkbox"/>	<input type="checkbox"/>	<input type="checkbox"/>	<input type="checkbox"/>	<input type="checkbox"/>	<input type="checkbox"/>	<input type="checkbox"/>	<input checked="" type="checkbox"/>	<input type="checkbox"/>	<input type="checkbox"/>	<input type="checkbox"/>	<input type="checkbox"/>	<input type="checkbox"/>	<input type="checkbox"/>	<input type="checkbox"/>	<input type="checkbox"/>
	Home Living	<input type="checkbox"/>	<input type="checkbox"/>	<input type="checkbox"/>	<input type="checkbox"/>	<input type="checkbox"/>	<input type="checkbox"/>	<input type="checkbox"/>	<input type="checkbox"/>	<input type="checkbox"/>	<input type="checkbox"/>	<input type="checkbox"/>	<input checked="" type="checkbox"/>	<input type="checkbox"/>	<input type="checkbox"/>	<input type="checkbox"/>	<input type="checkbox"/>	<input type="checkbox"/>	<input type="checkbox"/>	<input type="checkbox"/>
	Health and Safety	<input type="checkbox"/>	<input type="checkbox"/>	<input type="checkbox"/>	<input type="checkbox"/>	<input type="checkbox"/>	<input type="checkbox"/>	<input type="checkbox"/>	<input type="checkbox"/>	<input type="checkbox"/>	<input type="checkbox"/>	<input checked="" type="checkbox"/>	<input type="checkbox"/>	<input type="checkbox"/>	<input type="checkbox"/>	<input type="checkbox"/>	<input type="checkbox"/>	<input type="checkbox"/>	<input type="checkbox"/>	<input type="checkbox"/>
	Self-Care	<input type="checkbox"/>	<input type="checkbox"/>	<input type="checkbox"/>	<input type="checkbox"/>	<input type="checkbox"/>	<input checked="" type="checkbox"/>	<input type="checkbox"/>	<input type="checkbox"/>	<input type="checkbox"/>	<input type="checkbox"/>	<input type="checkbox"/>	<input type="checkbox"/>	<input type="checkbox"/>	<input type="checkbox"/>	<input type="checkbox"/>	<input type="checkbox"/>	<input type="checkbox"/>	<input type="checkbox"/>	<input type="checkbox"/>
	Work	<input type="checkbox"/>	<input type="checkbox"/>	<input type="checkbox"/>	<input type="checkbox"/>	<input type="checkbox"/>	<input type="checkbox"/>	<input type="checkbox"/>	<input type="checkbox"/>	<input type="checkbox"/>	<input type="checkbox"/>	<input type="checkbox"/>	<input type="checkbox"/>	<input type="checkbox"/>	<input type="checkbox"/>	<input type="checkbox"/>	<input type="checkbox"/>	<input type="checkbox"/>	<input type="checkbox"/>	<input type="checkbox"/>

GAC and adaptive domain standard scores						
Score ranges	≤ 70	71 - 79	80 - 89	90 - 109	110 - 119	≥ 120



Optional Analyses

Adaptive Domain Comparisons

Domain comparison	Standard score 1	Standard score 2	Difference	Significance		Base rate in standardization sample
				Critical value	.05 level	
Conceptual-Social	87	92	-5	5.09	N	<input type="checkbox"/> ≤15% <input type="checkbox"/> ≤5%
Conceptual-Practical	87	97	-10	5.88	Y	<input checked="" type="checkbox"/> ≤15% <input type="checkbox"/> ≤5%
Social-Practical	92	97	-5	5.09	N	<input type="checkbox"/> ≤15% <input type="checkbox"/> ≤5%

Scatter in Adaptive Skill Area Scaled Scores

Comparison used General Adaptive Composite (GAC)(all skill areas) Adaptive domains

GAC/Domain	Highest skill area		Lowest skill area		Difference between scaled scores	Significance		Base rate in standardization sample
	Name	Scaled score	Name	Scaled score		Critical value	.05 level	
GAC: All skill areas								<input type="checkbox"/> ≤15% <input type="checkbox"/> ≤5%
Conceptual skill areas	Functional Academics	9	Communication	7	2	2.2	N	<input type="checkbox"/> ≤15% <input type="checkbox"/> ≤5%
Social skill areas	Leisure	11	Social	6	5	2.04	Y	<input type="checkbox"/> ≤15% <input checked="" type="checkbox"/> ≤5%
Practical skills areas	Home Living	12	Self-Care	6	6	2.2	Y	<input checked="" type="checkbox"/> ≤15% <input type="checkbox"/> ≤5%

Strengths and Weaknesses in Adaptive Skill Areas

Comparison used General Adaptive Composite (GAC)(all skill areas) Adaptive domains

Calculate the mean scaled scores for adaptive skill areas

	GAC		Adaptive domain		
	9 skill areas		Conceptual	Social	Practical
Sum of scaled scores			24	17	40
Number of skill areas	÷ 9		÷ 3	÷ 2	÷ 4
Mean scaled score			8	8.5	10

Determine strengths and weaknesses in adaptive skill areas

	Skill area	Skill area scaled score	Mean scaled score from above	Difference from mean	Significance		Base rate in standardization sample
					Critical value	.05 level	
Conceptual	Communication	7	8	-1	2.04	N	<input type="checkbox"/> ≤15% <input type="checkbox"/> ≤5%
	Functional Academics	9	8	1	2.2	N	<input type="checkbox"/> ≤15% <input type="checkbox"/> ≤5%
	Self-Direction	8	8	0	1.95	N	<input type="checkbox"/> ≤15% <input type="checkbox"/> ≤5%
Social	Leisure	11	8.5	2.5	2.12	Y	<input checked="" type="checkbox"/> ≤15% <input type="checkbox"/> ≤5%
	Social	6	8.5	-2.5	1.95	Y	<input checked="" type="checkbox"/> ≤15% <input type="checkbox"/> ≤5%
Practical	Community Use	11	10	1	2.28	N	<input type="checkbox"/> ≤15% <input type="checkbox"/> ≤5%
	Home Living	12	10	2	2.2	N	<input type="checkbox"/> ≤15% <input type="checkbox"/> ≤5%
	Health and Safety	11	10	1	2.56	N	<input type="checkbox"/> ≤15% <input type="checkbox"/> ≤5%
	Self-Care	6	10	-4	2.35	Y	<input type="checkbox"/> ≤15% <input checked="" type="checkbox"/> ≤5%

ABAS[®]-3

Adaptive Behavior Assessment System, Third Edition

Patti L. Harrison, PhD Thomas Oakland, PhD

Adult Information

Name of individual being evaluated (first, middle, last)		Sex
John Sample		Male
Age at testing	Date of birth	Age
70 years	4/5/1945	70 years
Years of education	Occupation	
Race/Ethnicity		Employment status
White		Retired
Disability or other limitation		Client ID

Rater Information

Rater's name (first, last)	Age	Occupation
Amanda Sample	45 years	
Relationship to individual		
Child		
Describe relationship		

Record of Input Data

Adaptive skill area	Raw score	Number of skipped items	Number of guessed items
Communication	44		
Community Use	32		
Functional Academics	56		
Home Living	43		
Health and Safety	43		
Leisure	56		
Self-Care	39		
Self-Direction	56		
Social	67		
Work			

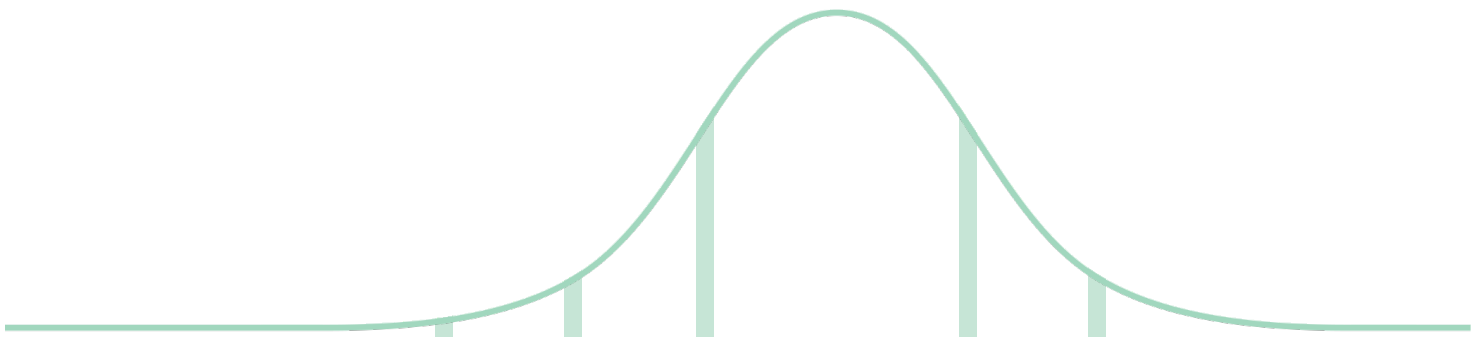
Score Summary

	Year	Month	Day
Testing date	2015	4	29
Date of birth	1945	4	5
Age	70	0	24

Raw Score to Scaled Score Conversions					
Adaptive skill area	Raw score	Scaled scores			
Communication	44	2	2		
Community Use	32	1		1	
Functional Academics	56	6	6		
Home Living	43	3		3	
Health and Safety	43	2		2	
Leisure	56	9	9		
Self-Care	39	1		1	
Self-Direction	56	6	6		
Social	67	8	8		
(Work)					
Sum of scaled scores		38	14	17	7
		GAC	Conceptual	Social	Practical

Sum of Scaled Scores to General Adaptive Composite (GAC) and Adaptive Domain Score Conversions				
	Sum of scaled scores	Standard score	Percentile rank	Confidence interval ☐ 90% ☑ 95%
General Adaptive Composite (GAC)	38	73	4	70 - 76
Conceptual	14	73	4	70 - 76
Social	17	92	30	87 - 97
Practical	7	67	1	62 - 72

Score Profile



Percentage of cases	2.2	6.7	16.1	50	16.1	6.7	2.2
---------------------	-----	-----	------	----	------	-----	-----

Standard scores	70	80	90	100	110	120
-----------------	----	----	----	-----	-----	-----

Qualitative descriptions	Extremely low	Low	Below average	Average	Above average	High
--------------------------	---------------	-----	---------------	---------	---------------	------

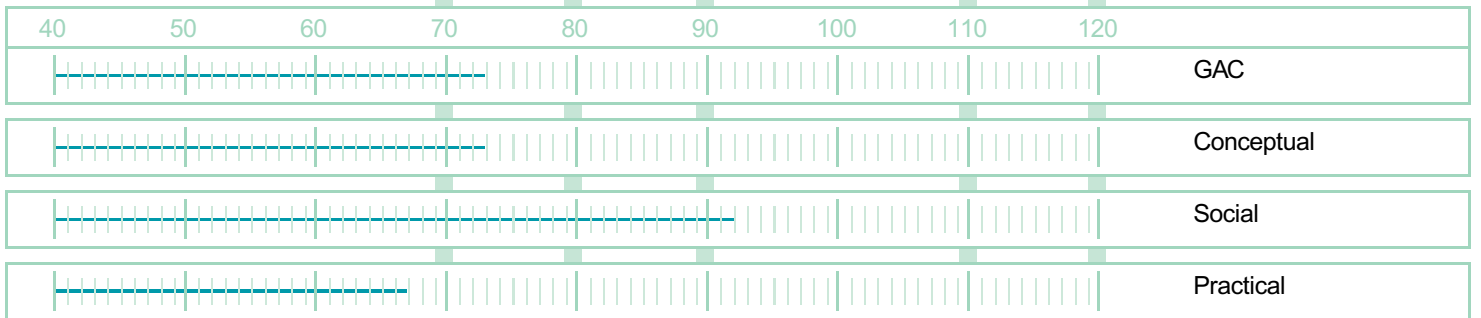
Adaptive skill area scaled scores

Score ranges	≤ 3	4 - 5	6 - 7	8 - 12	13 - 14	≥ 15
--------------	-----	-------	-------	--------	---------	------

		1	2	3	4	5	6	7	8	9	10	11	12	13	14	15	16	17	18	19
Conceptual	Communication	<input type="checkbox"/>	<input checked="" type="checkbox"/>	<input type="checkbox"/>	<input type="checkbox"/>	<input type="checkbox"/>	<input type="checkbox"/>	<input type="checkbox"/>	<input type="checkbox"/>	<input type="checkbox"/>	<input type="checkbox"/>	<input type="checkbox"/>	<input type="checkbox"/>	<input type="checkbox"/>	<input type="checkbox"/>	<input type="checkbox"/>	<input type="checkbox"/>	<input type="checkbox"/>	<input type="checkbox"/>	<input type="checkbox"/>
	Functional Academics	<input type="checkbox"/>	<input type="checkbox"/>	<input type="checkbox"/>	<input type="checkbox"/>	<input type="checkbox"/>	<input checked="" type="checkbox"/>	<input type="checkbox"/>	<input type="checkbox"/>	<input type="checkbox"/>	<input type="checkbox"/>	<input type="checkbox"/>	<input type="checkbox"/>	<input type="checkbox"/>	<input type="checkbox"/>	<input type="checkbox"/>	<input type="checkbox"/>	<input type="checkbox"/>	<input type="checkbox"/>	<input type="checkbox"/>
	Self-Direction	<input type="checkbox"/>	<input type="checkbox"/>	<input type="checkbox"/>	<input type="checkbox"/>	<input type="checkbox"/>	<input checked="" type="checkbox"/>	<input type="checkbox"/>	<input type="checkbox"/>	<input type="checkbox"/>	<input type="checkbox"/>	<input type="checkbox"/>	<input type="checkbox"/>	<input type="checkbox"/>	<input type="checkbox"/>	<input type="checkbox"/>	<input type="checkbox"/>	<input type="checkbox"/>	<input type="checkbox"/>	<input type="checkbox"/>
Social	Leisure	<input type="checkbox"/>	<input type="checkbox"/>	<input type="checkbox"/>	<input type="checkbox"/>	<input type="checkbox"/>	<input type="checkbox"/>	<input type="checkbox"/>	<input type="checkbox"/>	<input checked="" type="checkbox"/>	<input type="checkbox"/>	<input type="checkbox"/>	<input type="checkbox"/>	<input type="checkbox"/>	<input type="checkbox"/>	<input type="checkbox"/>	<input type="checkbox"/>	<input type="checkbox"/>	<input type="checkbox"/>	<input type="checkbox"/>
	Social	<input type="checkbox"/>	<input type="checkbox"/>	<input type="checkbox"/>	<input type="checkbox"/>	<input type="checkbox"/>	<input type="checkbox"/>	<input type="checkbox"/>	<input checked="" type="checkbox"/>	<input type="checkbox"/>	<input type="checkbox"/>	<input type="checkbox"/>	<input type="checkbox"/>	<input type="checkbox"/>	<input type="checkbox"/>	<input type="checkbox"/>	<input type="checkbox"/>	<input type="checkbox"/>	<input type="checkbox"/>	<input type="checkbox"/>
Practical	Community Use	<input checked="" type="checkbox"/>	<input type="checkbox"/>	<input type="checkbox"/>	<input type="checkbox"/>	<input type="checkbox"/>	<input type="checkbox"/>	<input type="checkbox"/>	<input type="checkbox"/>	<input type="checkbox"/>	<input type="checkbox"/>	<input type="checkbox"/>	<input type="checkbox"/>	<input type="checkbox"/>	<input type="checkbox"/>	<input type="checkbox"/>	<input type="checkbox"/>	<input type="checkbox"/>	<input type="checkbox"/>	<input type="checkbox"/>
	Home Living	<input type="checkbox"/>	<input type="checkbox"/>	<input checked="" type="checkbox"/>	<input type="checkbox"/>	<input type="checkbox"/>	<input type="checkbox"/>	<input type="checkbox"/>	<input type="checkbox"/>	<input type="checkbox"/>	<input type="checkbox"/>	<input type="checkbox"/>	<input type="checkbox"/>	<input type="checkbox"/>	<input type="checkbox"/>	<input type="checkbox"/>	<input type="checkbox"/>	<input type="checkbox"/>	<input type="checkbox"/>	<input type="checkbox"/>
	Health and Safety	<input type="checkbox"/>	<input checked="" type="checkbox"/>	<input type="checkbox"/>	<input type="checkbox"/>	<input type="checkbox"/>	<input type="checkbox"/>	<input type="checkbox"/>	<input type="checkbox"/>	<input type="checkbox"/>	<input type="checkbox"/>	<input type="checkbox"/>	<input type="checkbox"/>	<input type="checkbox"/>	<input type="checkbox"/>	<input type="checkbox"/>	<input type="checkbox"/>	<input type="checkbox"/>	<input type="checkbox"/>	<input type="checkbox"/>
	Self-Care	<input checked="" type="checkbox"/>	<input type="checkbox"/>	<input type="checkbox"/>	<input type="checkbox"/>	<input type="checkbox"/>	<input type="checkbox"/>	<input type="checkbox"/>	<input type="checkbox"/>	<input type="checkbox"/>	<input type="checkbox"/>	<input type="checkbox"/>	<input type="checkbox"/>	<input type="checkbox"/>	<input type="checkbox"/>	<input type="checkbox"/>	<input type="checkbox"/>	<input type="checkbox"/>	<input type="checkbox"/>	<input type="checkbox"/>
	Work	<input type="checkbox"/>	<input type="checkbox"/>	<input type="checkbox"/>	<input type="checkbox"/>	<input type="checkbox"/>	<input type="checkbox"/>	<input type="checkbox"/>	<input type="checkbox"/>	<input type="checkbox"/>	<input type="checkbox"/>	<input type="checkbox"/>	<input type="checkbox"/>	<input type="checkbox"/>	<input type="checkbox"/>	<input type="checkbox"/>	<input type="checkbox"/>	<input type="checkbox"/>	<input type="checkbox"/>	<input type="checkbox"/>

GAC and adaptive domain standard scores

Score ranges	≤ 70	71 - 79	80 - 89	90 - 109	110 - 119	≥ 120
--------------	------	---------	---------	----------	-----------	-------



Optional Analyses

Adaptive Domain Comparisons

Domain comparison	Standard score 1	Standard score 2	Difference	Significance		Base rate in standardization sample
				Critical value	.05 level	
Conceptual-Social	73	92	-19	6.57	Y	<input type="checkbox"/> ≤15% <input checked="" type="checkbox"/> ≤5%
Conceptual-Practical	73	67	6	6.57	N	<input type="checkbox"/> ≤15% <input type="checkbox"/> ≤5%
Social-Practical	92	67	25	7.2	Y	<input type="checkbox"/> ≤15% <input checked="" type="checkbox"/> ≤5%

Scatter in Adaptive Skill Area Scaled Scores

Comparison used General Adaptive Composite (GAC)(all skill areas) Adaptive domains

GAC/Domain	Highest skill area		Lowest skill area		Difference between scaled scores	Significance		Base rate in standardization sample
	Name	Scaled score	Name	Scaled score		Critical value	.05 level	
GAC: All skill areas								<input type="checkbox"/> ≤15% <input type="checkbox"/> ≤5%
Conceptual skill areas	Functional Academics	6	Communication	2	4	1.95	Y	<input type="checkbox"/> ≤15% <input type="checkbox"/> ≤5%
Social skill areas	Leisure	9	Social	8	1	1.76	N	<input type="checkbox"/> ≤15% <input type="checkbox"/> ≤5%
Practical skills areas	Home Living	3	Self-Care	1	2	2.2	N	<input type="checkbox"/> ≤15% <input type="checkbox"/> ≤5%

Strengths and Weaknesses in Adaptive Skill Areas

Comparison used General Adaptive Composite (GAC)(all skill areas) Adaptive domains

Calculate the mean scaled scores for adaptive skill areas

	GAC		Adaptive domain			
	9 skill areas without work	10 skill areas with work	Conceptual	Social	Practical without work	Practical with work
Sum of scaled scores			14	17	7	
Number of skill areas	÷ 9	÷ 10	÷ 3	÷ 2	÷ 4	÷ 5
Mean scaled score			4.67	8.5	1.75	

Determine strengths and weaknesses in adaptive skill areas

	Skill area	Skill area scaled score	Mean scaled score from above	Difference from mean	Significance		Base rate in standardization sample
					Critical value	.05 level	
Conceptual	Communication	2	4.67	-2.67	1.86	Y	<input checked="" type="checkbox"/> ≤15% <input type="checkbox"/> ≤5%
	Functional Academics	6	4.67	1.33	1.95	N	<input type="checkbox"/> ≤15% <input type="checkbox"/> ≤5%
	Self-Direction	6	4.67	1.33	1.76	N	<input type="checkbox"/> ≤15% <input type="checkbox"/> ≤5%
Social	Leisure	9	8.5	0.5	1.76	N	<input type="checkbox"/> ≤15% <input type="checkbox"/> ≤5%
	Social	8	8.5	-0.5	1.66	N	<input type="checkbox"/> ≤15% <input type="checkbox"/> ≤5%
Practical	Community Use	1	1.75	-0.75	2.12	N	<input type="checkbox"/> ≤15% <input type="checkbox"/> ≤5%
	Home Living	3	1.75	1.25	2.12	N	<input type="checkbox"/> ≤15% <input type="checkbox"/> ≤5%
	Health and Safety	2	1.75	0.25	2.28	N	<input type="checkbox"/> ≤15% <input type="checkbox"/> ≤5%
	Self-Care	1	1.75	-0.75	2.28	N	<input type="checkbox"/> ≤15% <input type="checkbox"/> ≤5%
	Work						