



Attitudes and Values Questionnaire

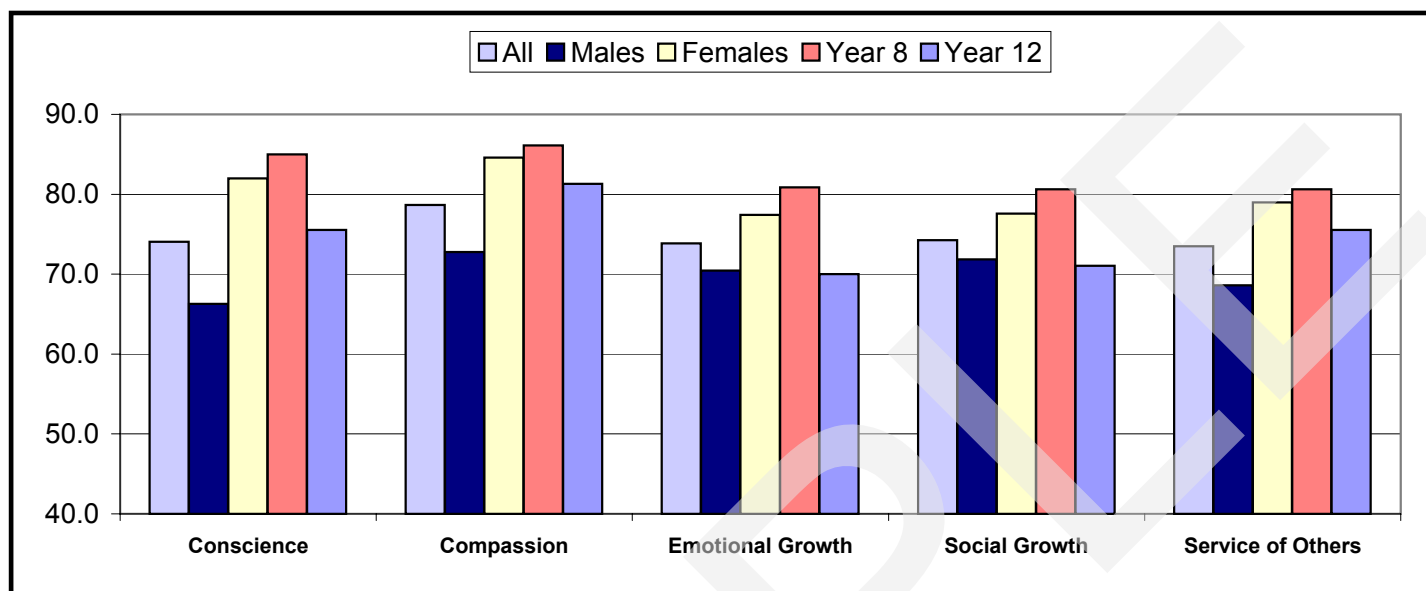
Report

Section 1: Biographical Information

Group	Number		
<u>Current Year Level:</u>	<i>Total</i>	<i>Male</i>	<i>Female</i>
Year 7			
Year 8	85	43	41
Year 9			
Year 10			
Year 11			
Year 12	33	11	19
Unknown			
<u>Years Left School:</u>			
2 Years Ago			
5 Years Ago			
10 Years Ago			
Unknown			
<u>Years at This School:</u>			
6 Years	8		
5 Years	10		
4 Years	9		
3 Years	4		
2 Years	69		
1 Years	13		
Unknown	5		
<u>Gender:</u>			
Male	54		
Female	60		
Unknown	4		
<u>Place Born:</u>			
Australian born	106		
Elsewhere born	10		
Unknown	2		

Section 2: Percentage Response to Each Dimension

Average Percentage Agreement for Each Dimension



				Year 8			Year 12		
	All	Males	Females	All	Males	Females	All	Males	Females
Conscience	74.1	66.3	82.0	78.4	72.1	85.0	62.9	43.6	75.5
Compassion	78.6	72.8	84.6	81.6	76.9	86.1	71.1	56.8	81.3
Emotional Growth	73.9	70.5	77.4	77.3	73.4	80.9	65.0	59.1	70.0
Social Growth	74.2	71.9	77.6	77.8	74.8	80.6	65.2	60.5	71.1
Service of Others	73.5	68.6	79.0	75.6	70.7	80.6	68.0	60.5	75.5

PERCENTAGE RESPONSES TO CONSCIENCE FOR ALL

Item	Strongly Disagree	Disagree	Agree	Strongly Agree	n/a	% Agreed
If an opposition player were wrongly dismissed, I would tell the umpire.	20	26	37 *	16	0	53.4
I think it's just as wrong to cheat on income tax as to steal from a company.	14	17	37 *	31	1	67.8
If I found a wallet with money but no identification, I would take it to the police.	15	27	33 *	24	1	56.8
If I believe in something I will speak out, even if it makes me unpopular.	10	19	35 *	35 *	1	69.5
I wouldn't accept a gift from a friend if I knew it had been stolen.	14	19	25	41 *	1	66.1

Sample report, 5 statements per dimension recorded.

Average percentage agreement for the dimension: 74.1

* most common response to each item

PERCENTAGE RESPONSES TO COMPASSION FOR ALL

Item	Strongly Disagree	Disagree	Agree	Strongly Agree	% Agree	% Agreed
I try to be kind to people even if they are not kind to me.	23	30	32 *	14	1	46.6
I would make friends with somebody I knew was moody.	14	37	39 *	8	1	47.5
If I see injured people on the television news, I feel upset.	8	19	42 *	31	1	72.9
I feel protective towards people who are weaker than I am.	8	17	42 *	31	2	72.9
If I see someone who is looking lonely, I try to befriend them.	5	19	49 *	24	3	72.9

Sample report, 5 statements per dimension recorded.

Average percentage agreement for the dimension: 78.6

* most common response to each item

PERCENTAGE RESPONSES TO EMOTIONAL GROWTH FOR ALL

Item	Strongly Disagree	Disagree	Agree	Strongly Agree	% Agree	% Agreed
I rarely worry about decisions I've made.	25	32 *	30	10	3	39.8
I have strategies for dealing with my anger.	14	39 *	31	14	1	45.8
I don't let my feelings dictate my behaviour.	13	38 *	34	14	1	48.3
If I'm feeling inadequate, I see it as an opportunity for growth.	14	27	47 *	10	3	56.8
If someone is critical of my behaviour, I try not to react with anger.	14	22	49 *	14	1	63.6

Sample report, 5 statements per dimension recorded.

Average percentage agreement for the dimension: 73.9

* most common response to each item

PERCENTAGE RESPONSES TO SOCIAL GROWTH FOR ALL

Item	Strongly Disagree	Disagree	Agree	Strongly Agree	% Agree	% Agreed
I don't have to have the last say in an argument.	26	31 *	29	14	0	43.2
If people disagree with me, I feel comfortable.	14	36	38 *	13	0	50.8
I try not to be aggressive in an argument.	20	20	42 *	16	2	57.6
There aren't many occasions when I'm unsure about how to behave.	8	20	44 *	27	0	71.2
I think about how my actions will affect others.	6	19	53 *	21	1	74.6

Sample report, 5 statements per dimension recorded.

Average percentage agreement for the dimension: 74.2

* most common response to each item

PERCENTAGE RESPONSES TO SERVICE OF OTHERS FOR ALL

Item	Strongly Disagree	Disagree	Agree	Strongly Agree	% Agree	% Agreed
I would rather have a low paying job that helped others than a high paying job that benefited only me.	17	35 *	33	14	1	47.5
I watch for opportunities to help other people.	8	39	41 *	13	0	53.4
I would be willing to join a service group to help others.	11	29	47 *	13	0	60.2
I try to see how my strengths can be used to serve others.	8	15	64 *	12	2	75.4
I have a responsibility to help other people.	7	20	53 *	20	0	72.9

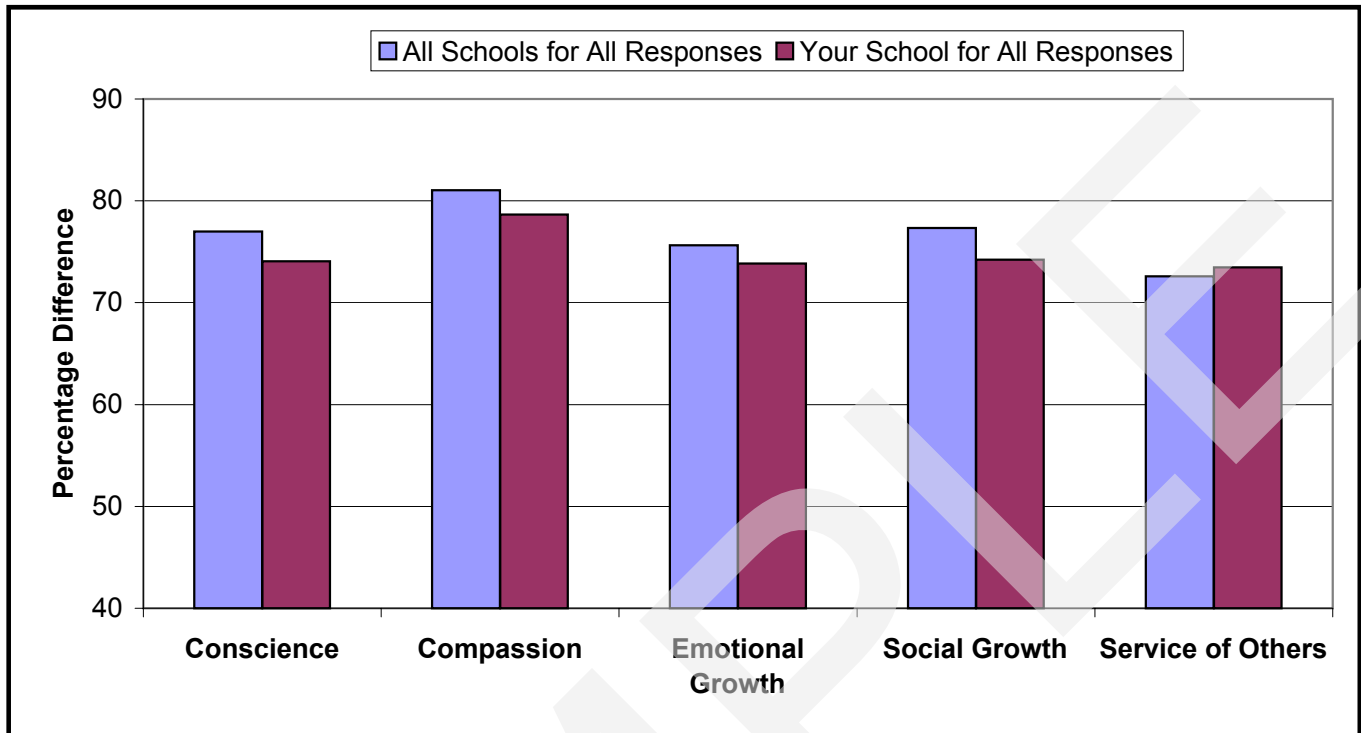
Sample report, 5 statements per dimension recorded.

Average percentage agreement for the dimension: 73.5

* most common response to each item

Section 3: Comparative Data Between All Schools and Your School

All Responses

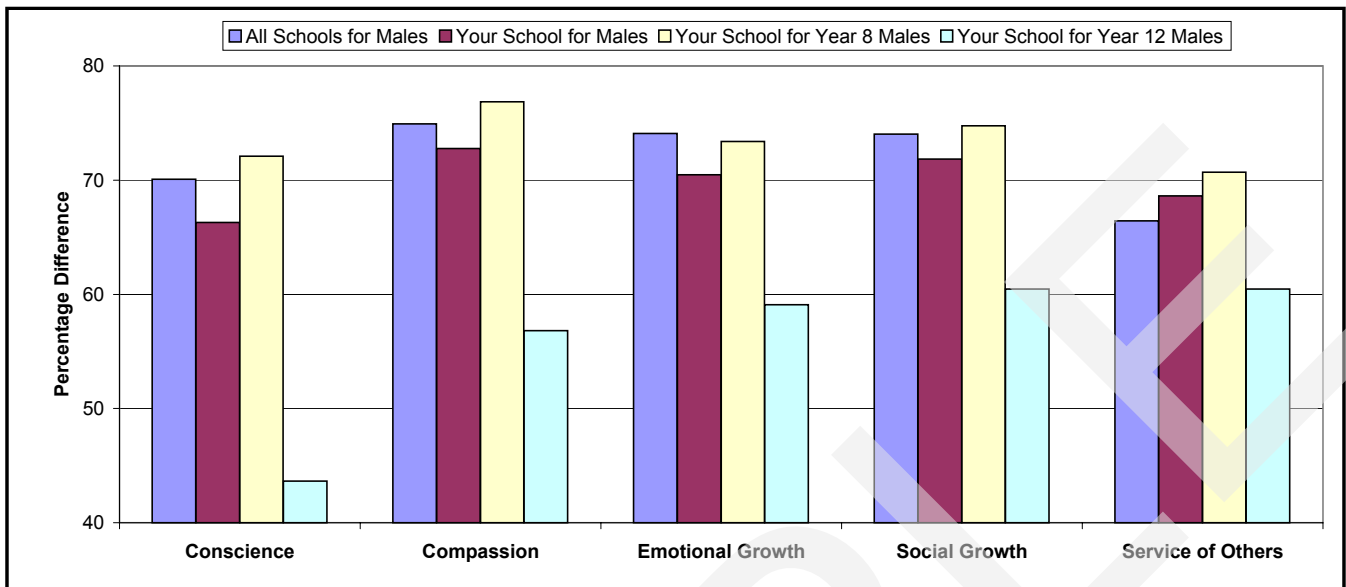


Average Percentage Agreement for Each Dimension

	All Schools for All Responses		Your School for All Responses	
	Number of students	Average Percentage Agreement	Number of Students	Average Percentage Agreement
Conscience	3264	77.0	118	74.1
Compassion	3270	81.1	118	78.6
Emotional Growth	3270	75.6	118	73.9
Social Growth	3277	77.3	118	74.2
Service of Others	3282	72.6	118	73.5

Section 3: Comparative Data Between All Schools and Your School

Males Responses

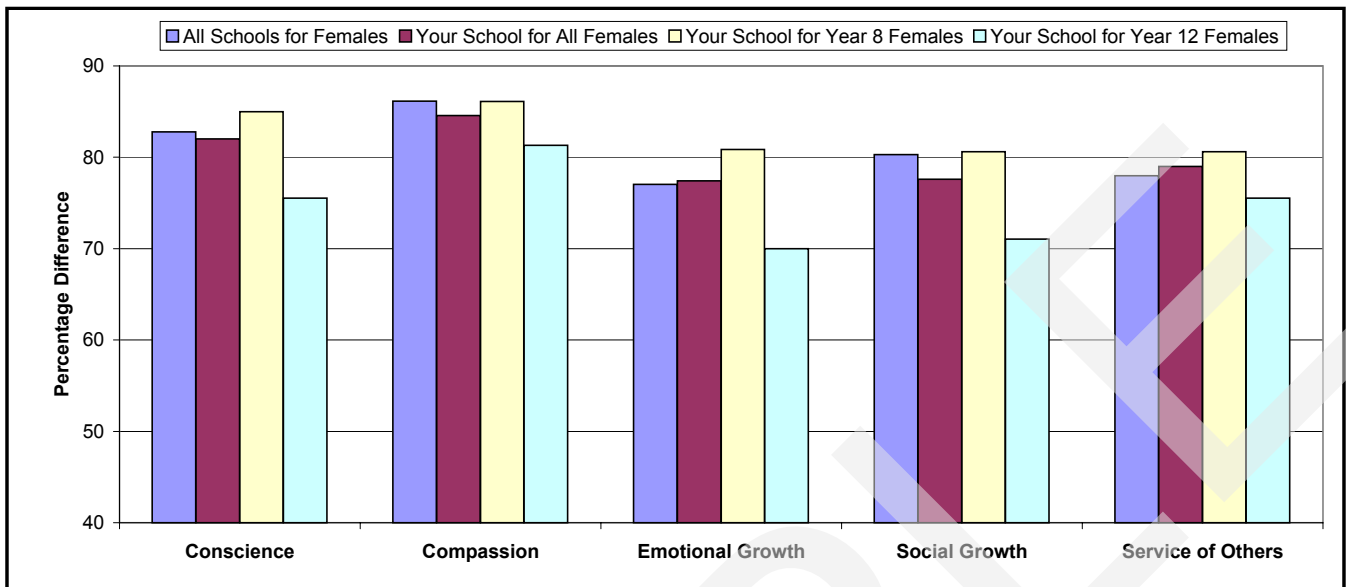


Average Percentage Agreement for Each Dimension

	All Schools for Males		Your School for Males		Your School for Year 8 Males		Your School for Year 12 Males	
	Number of students	Average Percentage Agreement	Number of Students	Average Percentage Agreement	Number of Students	Average Percentage Agreement	Number of Students	Average Percentage Agreement
Conscience	1431	70.1	54	66.3	43	72.1	11	43.6
Compassion	1434	74.9	54	72.8	43	76.9	11	56.8
Emotional Growth	1439	74.1	54	70.5	43	73.4	11	59.1
Social Growth	1451	74.0	54	71.9	43	74.8	11	60.5
Service of Others	1456	66.4	54	68.6	43	70.7	11	60.5

Section 3: Comparative Data Between All Schools and Your School

Females Responses

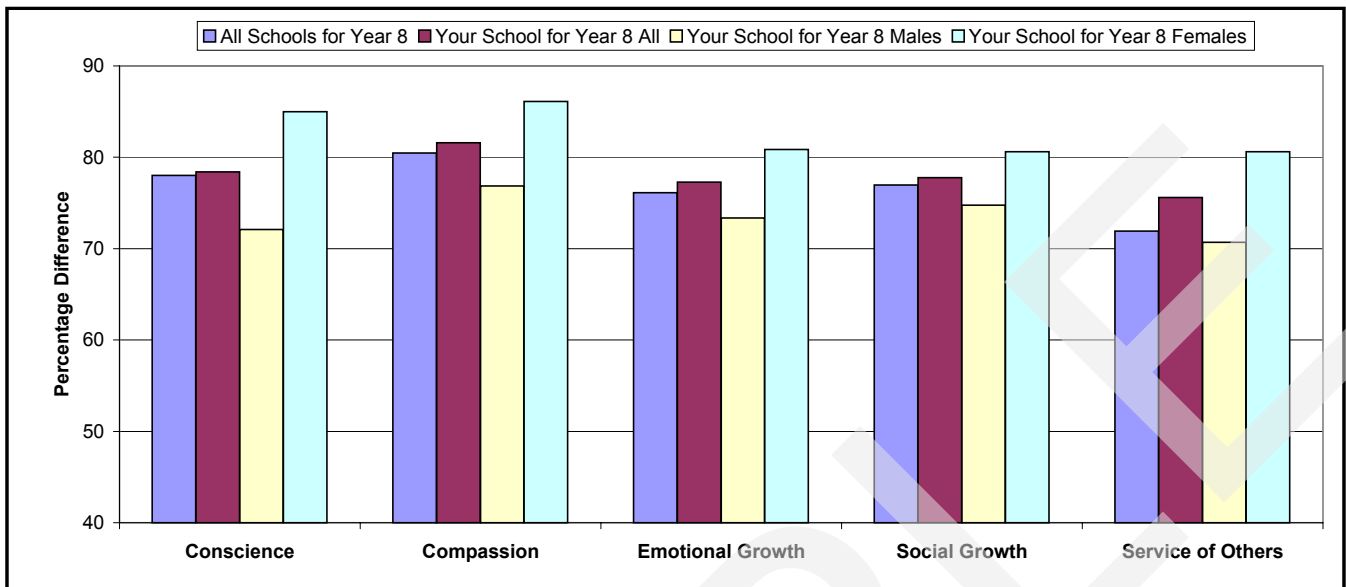


Average Percentage Agreement for Each Dimension

	All Schools for Females		Your School for All Females		Your School for Year 8 Females		Your School for Year 12 Females	
	Number of students	Average Percentage Agreement	Number of Students	Average Percentage Agreement	Number of Students	Average Percentage Agreement	Number of Students	Average Percentage Agreement
Conscience	1773	82.8	60	82.0	41	85.0	19	75.5
Compassion	1776	86.1	60	84.6	41	86.1	19	81.3
Emotional Growth	1773	77.0	60	77.4	41	80.9	19	70.0
Social Growth	1768	80.3	60	77.6	41	80.6	19	71.1
Service of Others	1768	78.0	60	79.0	41	80.6	19	75.5

Section 3: Comparative Data Between All Schools and Your School

Year 8 Responses

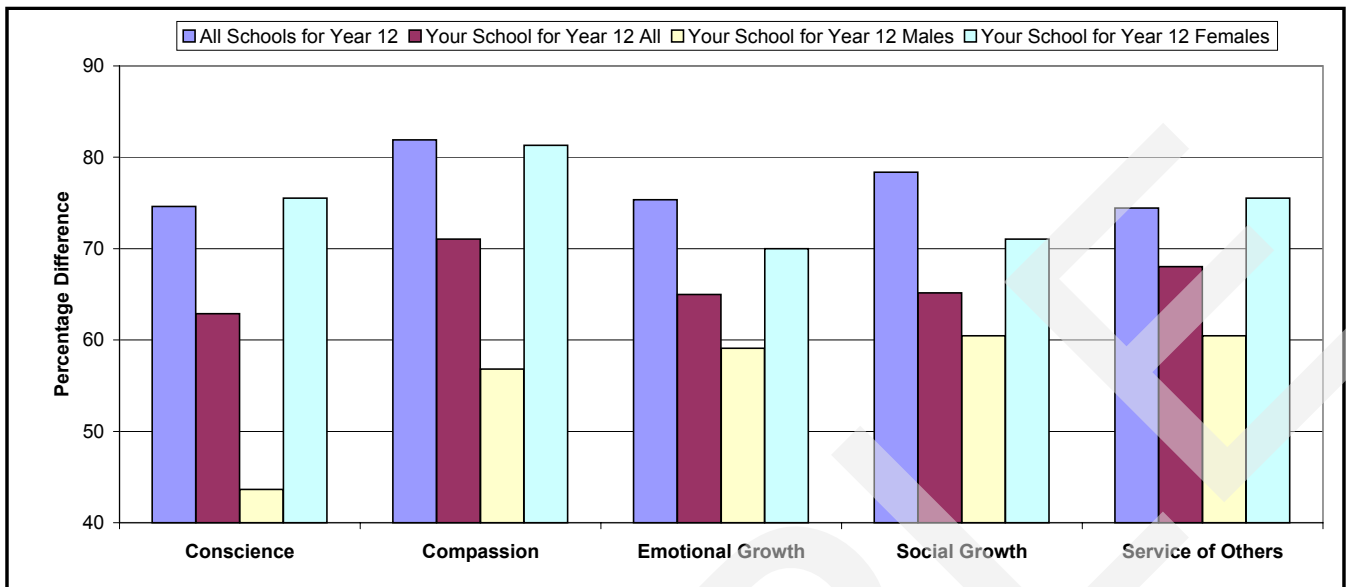


Average Percentage Agreement for Each Dimension

	All Schools for Year 8		Your School for Year 8 All		Your School for Year 8 Males		Your School for Year 8 Females	
	Number of students	Average Percentage Agreement	Number of Students	Average Percentage Agreement	Number of Students	Average Percentage Agreement	Number of Students	Average Percentage Agreement
Conscience	1627	78.0	85	78.4	43	72.1	41	85.0
Compassion	1635	80.5	85	81.6	43	76.9	41	86.1
Emotional Growth	1636	76.1	85	77.3	43	73.4	41	80.9
Social Growth	1639	77.0	85	77.8	43	74.8	41	80.6
Service of Others	1636	71.9	85	75.6	43	70.7	41	80.6

Section 3: Comparative Data Between All Schools and Your School

Year 12 Responses



Average Percentage Agreement for Each Dimension

	All Schools for Year 12		Your School for Year 12 All		Your School for Year 12 Males		Your School for Year 12 Females	
	Number of students	Average Percentage Agreement	Number of Students	Average Percentage Agreement	Number of Students	Average Percentage Agreement	Number of Students	Average Percentage Agreement
Conscience	781	74.6	33	62.9	11	43.6	19	75.5
Compassion	782	81.9	33	71.1	11	56.8	19	81.3
Emotional Growth	779	75.3	33	65.0	11	59.1	19	70.0
Social Growth	778	78.4	33	65.2	11	60.5	19	71.1
Service of Others	781	74.4	33	68.0	11	60.5	19	75.5