



# Attitudes and Values Questionnaire

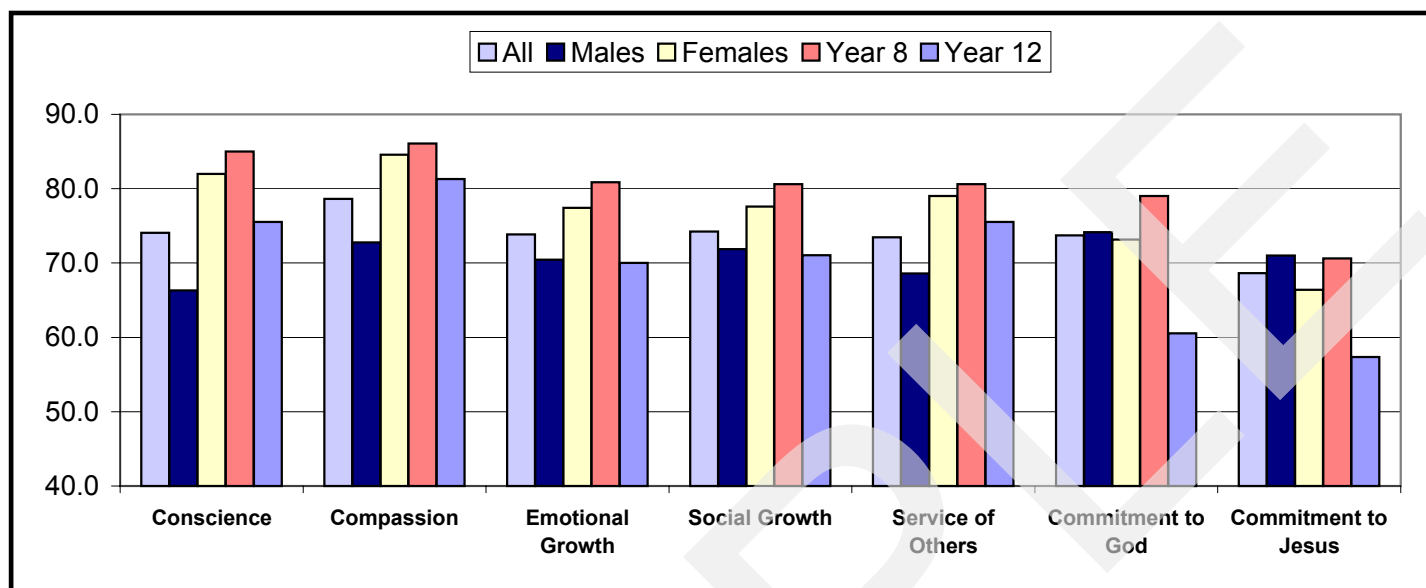
## Report

## Section 1: Biographical Information

Group	Number		
<u>Current Year Level:</u>	<i>Total</i>	<i>Male</i>	<i>Female</i>
Year 7			
Year 8	85	43	41
Year 9			
Year 10			
Year 11			
Year 12	33	11	19
Unknown			
<u>Years Left School:</u>			
2 Years Ago			
5 Years Ago			
10 Years Ago			
Unknown			
<u>Years at This School:</u>			
6 Years	8		
5 Years	10		
4 Years	9		
3 Years	4		
2 Years	69		
1 Years	13		
Unknown	5		
<u>Gender:</u>			
Male	54		
Female	60		
Unknown	4		
<u>Place Born:</u>			
Australian born	106		
Elsewhere born	10		
Unknown	2		
<u>Attended A Religious Primary School:</u>			
Yes	50		
No	65		
Unknown	3		
<u>Church Attendance:</u>			
Every week	15		
Almost every week	18		
Once or twice a month	8		
A few times a year	28		
Never	48		
Unknown	1		

## Section 2: Percentage Response to Each Dimension

### Average Percentage Agreement for Each Dimension



	All	Males	Females	Year 8			Year 12		
				All	Males	Females	All	Males	Females
<b>Conscience</b>	74.1	66.3	82.0	78.4	72.1	85.0	62.9	43.6	75.5
<b>Compassion</b>	78.6	72.8	84.6	81.6	76.9	86.1	71.1	56.8	81.3
<b>Emotional Growth</b>	73.9	70.5	77.4	77.3	73.4	80.9	65.0	59.1	70.0
<b>Social Growth</b>	74.2	71.9	77.6	77.8	74.8	80.6	65.2	60.5	71.1
<b>Service of Others</b>	73.5	68.6	79.0	75.6	70.7	80.6	68.0	60.5	75.5
<b>Commitment to God</b>	73.7	74.2	73.2	76.9	74.4	79.0	65.5	73.2	60.5
<b>Commitment to Jesus</b>	68.6	71.0	66.4	71.1	71.0	70.6	62.4	70.9	57.4

**PERCENTAGE RESPONSES TO CONSCIENCE FOR ALL**

<b>Item</b>	<b>Strongly Disagree</b>	<b>Disagree</b>	<b>Agree</b>	<b>Strongly Agree</b>	<b>n/a</b>	<b>% Agreed</b>
If an opposition player were wrongly dismissed, I would tell the umpire.	20	26	37 *	16	0	53.4
I think it's just as wrong to cheat on income tax as to steal from a company.	14	17	37 *	31	1	67.8
If I found a wallet with money but no identification, I would take it to the police.	15	27	33 *	24	1	56.8
If I believe in something I will speak out, even if it makes me unpopular.	10	19	35 *	35 *	1	69.5
I wouldn't accept a gift from a friend if I knew it had been stolen.	14	19	25	41 *	1	66.1

Sample report, 5 statements per dimension recorded.

**Average percentage agreement for the dimension: 74.1**

\* most common response to each item

**PERCENTAGE RESPONSES TO COMPASSION FOR ALL**

<b>Item</b>	<b>Strongly Disagree</b>	<b>Disagree</b>	<b>Agree</b>	<b>Strongly Agree</b>	<b>% Agree</b>	<b>% Agreed</b>
I try to be kind to people even if they are not kind to me.	23	30	32 *	14	1	46.6
I would make friends with somebody I knew was moody.	14	37	39 *	8	1	47.5
If I see injured people on the television news, I feel upset.	8	19	42 *	31	1	72.9
I feel protective towards people who are weaker than I am.	8	17	42 *	31	2	72.9
If I see someone who is looking lonely, I try to befriend them.	5	19	49 *	24	3	72.9

Sample report, 5 statements per dimension recorded.

**Average percentage agreement for the dimension: 78.6**

\* most common response to each item

**PERCENTAGE RESPONSES TO EMOTIONAL GROWTH FOR ALL**

<b>Item</b>	<b>Strongly Disagree</b>	<b>Disagree</b>	<b>Agree</b>	<b>Strongly Agree</b>	<b>% Agree</b>	<b>% Agreed</b>
I rarely worry about decisions I've made.	25	32 *	30	10	3	39.8
I have strategies for dealing with my anger.	14	39 *	31	14	1	45.8
I don't let my feelings dictate my behaviour.	13	38 *	34	14	1	48.3
If I'm feeling inadequate, I see it as an opportunity for growth.	14	27	47 *	10	3	56.8
If someone is critical of my behaviour, I try not to react with anger.	14	22	49 *	14	1	63.6

Sample report, 5 statements per dimension recorded.

**Average percentage agreement for the dimension: 73.9**

\* most common response to each item

**PERCENTAGE RESPONSES TO SOCIAL GROWTH FOR ALL**

<b>Item</b>	<b>Strongly Disagree</b>	<b>Disagree</b>	<b>Agree</b>	<b>Strongly Agree</b>	<b>% Agree</b>	<b>% Agreed</b>
I don't have to have the last say in an argument.	26	31 *	29	14	0	43.2
If people disagree with me, I feel comfortable.	14	36	38 *	13	0	50.8
I try not to be aggressive in an argument.	20	20	42 *	16	2	57.6
There aren't many occasions when I'm unsure about how to behave.	8	20	44 *	27	0	71.2
I think about how my actions will affect others.	6	19	53 *	21	1	74.6

Sample report, 5 statements per dimension recorded.

**Average percentage agreement for the dimension: 74.2**

\* most common response to each item

**PERCENTAGE RESPONSES TO SERVICE OF OTHERS FOR ALL**

<b>Item</b>	<b>Strongly Disagree</b>	<b>Disagree</b>	<b>Agree</b>	<b>Strongly Agree</b>	<b>% Agree</b>	<b>% Agreed</b>
I would rather have a low paying job that helped others than a high paying job that benefited only me.	17	35 *	33	14	1	47.5
I watch for opportunities to help other people.	8	39	41 *	13	0	53.4
I would be willing to join a service group to help others.	11	29	47 *	13	0	60.2
I try to see how my strengths can be used to serve others.	8	15	64 *	12	2	75.4
I have a responsibility to help other people.	7	20	53 *	20	0	72.9

Sample report, 5 statements per dimension recorded.

**Average percentage agreement for the dimension: 73.5**

\* most common response to each item



**PERCENTAGE RESPONSES TO COMMITMENT TO GOD FOR ALL**

<b>Item</b>	<b>Strongly Disagree</b>	<b>Disagree</b>	<b>Agree</b>	<b>Strongly Agree</b>	<b>% Agree</b>	<b>% Agreed</b>
I encourage others to see God's presence.	11	37 *	32	19	1	50.8
I try to encourage others to feel God's presence.	13	35 *	29	22	2	50.8
I pray to understand God's will for me.	9	23	43 *	23	2	66.1
My faith guides my actions.	8	35 *	31	25	1	55.9
I pray to feel close to God.	8	24	36 *	30	2	66.1

Sample report, 5 statements per dimension recorded.

**Average percentage agreement for the dimension: 73.7**

\* most common response to each item

**PERCENTAGE RESPONSES TO COMMITMENT TO JESUS FOR ALL**

<b>Item</b>	<b>Strongly Disagree</b>	<b>Disagree</b>	<b>Agree</b>	<b>Strongly Agree</b>	<b>% Agree</b>	<b>% Agreed</b>
The Church is more important to me than my friends.	26	35 *	20	14	5	33.9
I think about how Jesus would have behaved when I am faced with a problem.	11	30	43 *	13	3	55.9
Going to Mass is important to me.	24	36 *	24	13	3	36.4
I am attracted to the idea of living by the Gospel values.	9	33	34 *	20	3	54.2
I look to the teachings of Jesus for help in my life.	9	21	43 *	24	3	66.9

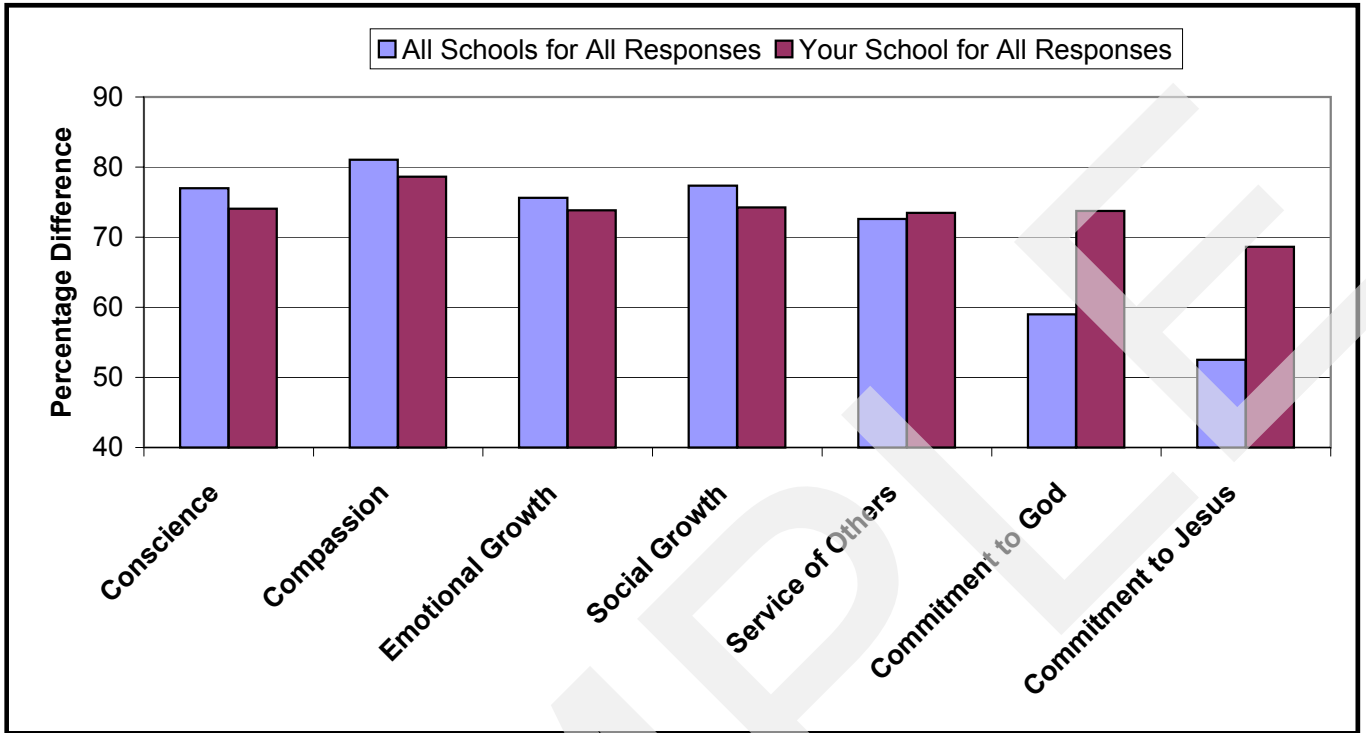
Sample report, 5 statements per dimension recorded.

**Average percentage agreement for the dimension: 68.6**

\* most common response to each item

### Section 3: Comparative Data Between All Schools and Your School

#### All Responses

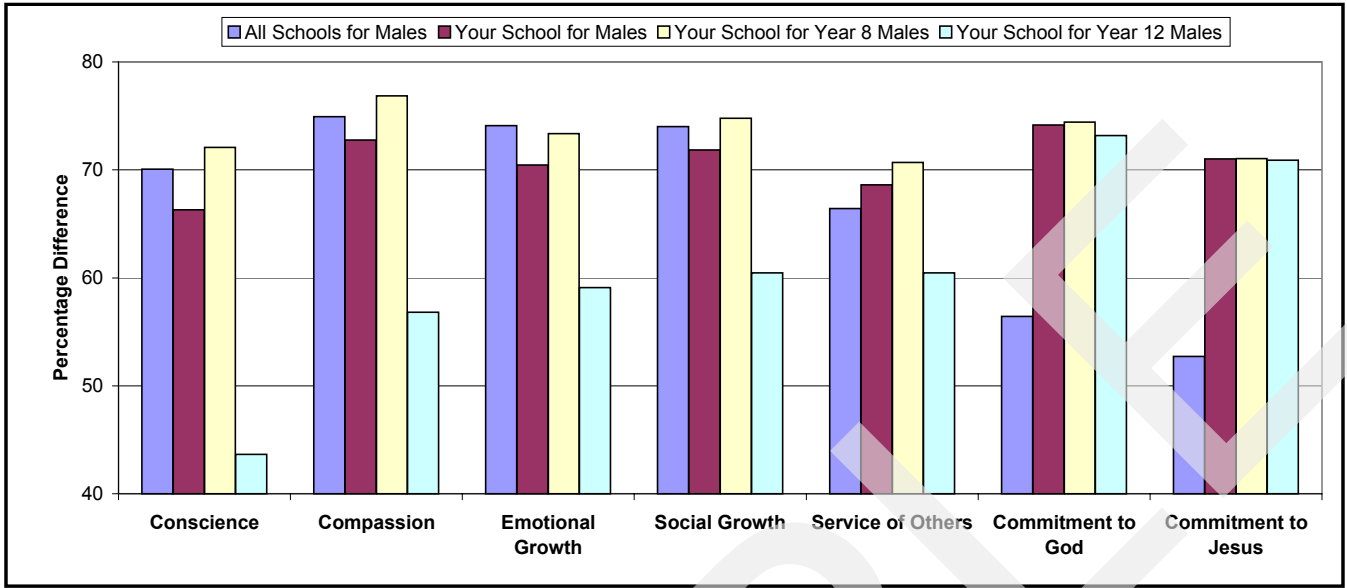


#### Average Percentage Agreement for Each Dimension

	All Schools for All Responses		Your School for All Responses	
	Number of students	Average Percentage Agreement	Number of Students	Average Percentage Agreement
<b>Conscience</b>	3264	77.0	118	74.1
<b>Compassion</b>	3270	81.1	118	78.6
<b>Emotional Growth</b>	3270	75.6	118	73.9
<b>Social Growth</b>	3277	77.3	118	74.2
<b>Service of Others</b>	3282	72.6	118	73.5
<b>Commitment to God</b>	2674	59.0	118	73.7
<b>Commitment to Jesus</b>	2535	52.5	118	68.6

**Section 3: Comparative Data Between All Schools and Your School**

**Males Responses**

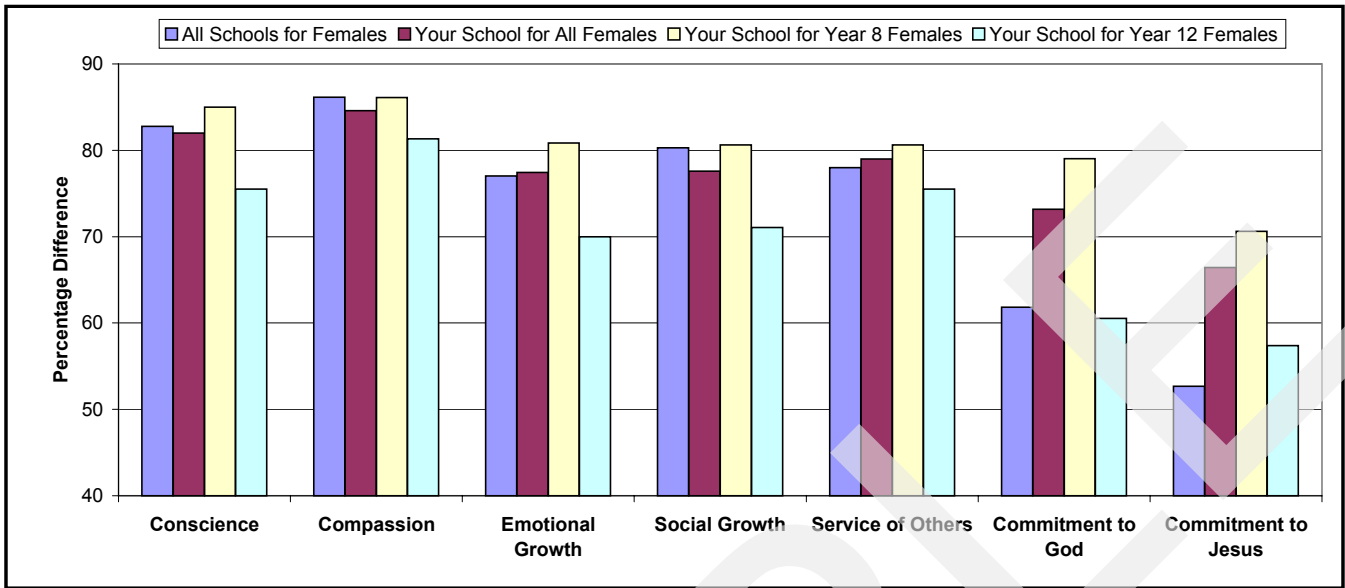


**Average Percentage Agreement for Each Dimension**

	All Schools for Males		Your School for Males		Your School for Year 8 Males		Your School for Year 12 Males	
	Number of students	Average Percentage Agreement	Number of Students	Average Percentage Agreement	Number of Students	Average Percentage Agreement	Number of Students	Average Percentage Agreement
<b>Conscience</b>	1431	70.1	54	66.3	43	72.1	11	43.6
<b>Compassion</b>	1434	74.9	54	72.8	43	76.9	11	56.8
<b>Emotional Growth</b>	1439	74.1	54	70.5	43	73.4	11	59.1
<b>Social Growth</b>	1451	74.0	54	71.9	43	74.8	11	60.5
<b>Service of Others</b>	1456	66.4	54	68.6	43	70.7	11	60.5
<b>Commitment to God</b>	1250	56.4	54	74.2	43	74.4	11	73.2
<b>Commitment to Jesus</b>	1167	52.7	54	71.0	43	71.0	11	70.9

### Section 3: Comparative Data Between All Schools and Your School

#### Females Responses

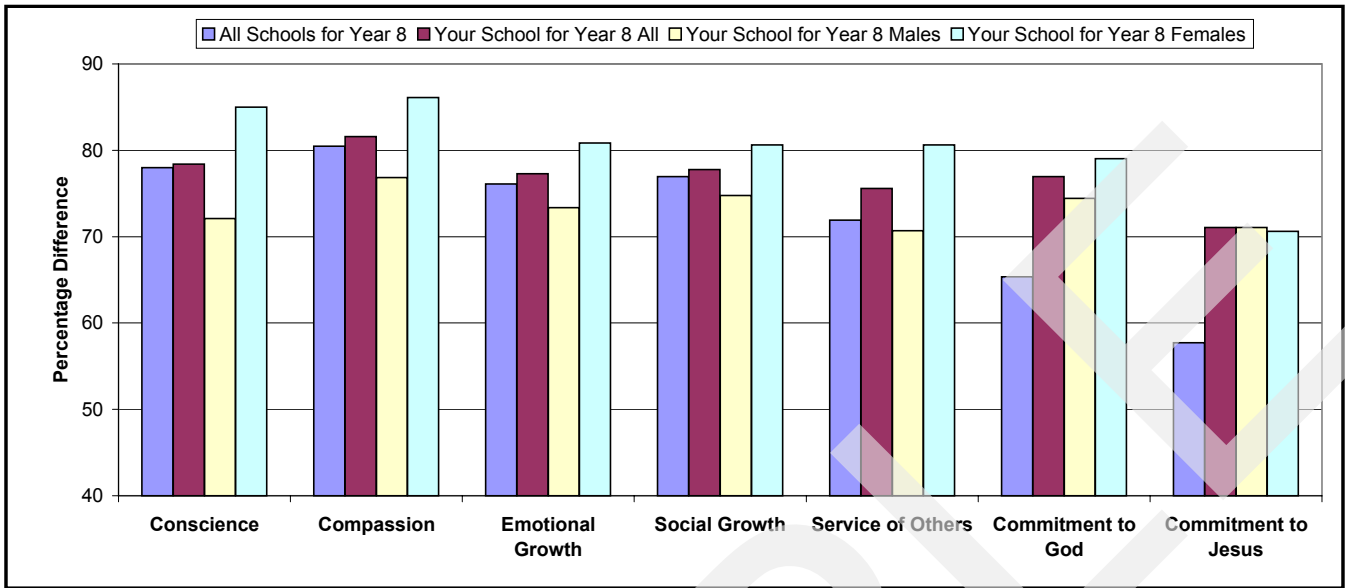


#### Average Percentage Agreement for Each Dimension

	All Schools for Females		Your School for All Females		Your School for Year 8 Females		Your School for Year 12 Females	
	Number of students	Average Percentage Agreement	Number of Students	Average Percentage Agreement	Number of Students	Average Percentage Agreement	Number of Students	Average Percentage Agreement
Conscience	1773	82.8	60	82.0	41	85.0	19	75.5
Compassion	1776	86.1	60	84.6	41	86.1	19	81.3
Emotional Growth	1773	77.0	60	77.4	41	80.9	19	70.0
Social Growth	1768	80.3	60	77.6	41	80.6	19	71.1
Service of Others	1768	78.0	60	79.0	41	80.6	19	75.5
Commitment to God	1366	61.8	60	73.2	41	79.0	19	60.5
Commitment to Jesus	1312	52.7	60	66.4	41	70.6	19	57.4

### Section 3: Comparative Data Between All Schools and Your School

#### Year 8 Responses

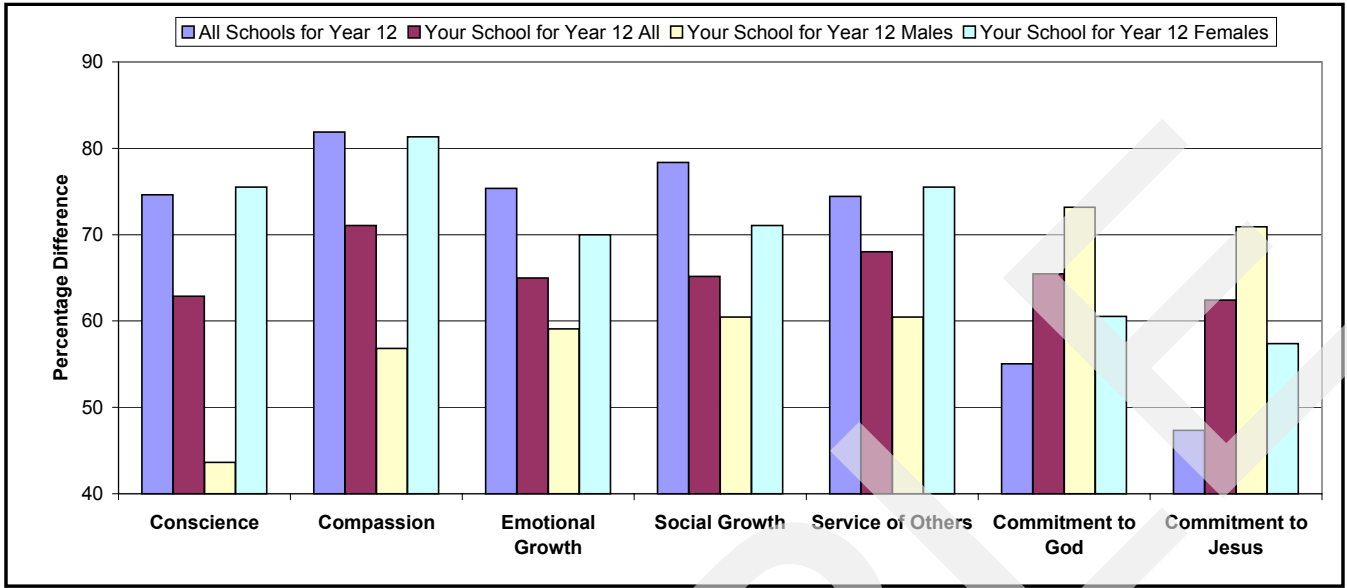


#### Average Percentage Agreement for Each Dimension

	All Schools for Year 8		Your School for Year 8 All		Your School for Year 8 Males		Your School for Year 8 Females	
	Number of students	Average Percentage Agreement	Number of Students	Average Percentage Agreement	Number of Students	Average Percentage Agreement	Number of Students	Average Percentage Agreement
Conscience	1627	78.0	85	78.4	43	72.1	41	85.0
Compassion	1635	80.5	85	81.6	43	76.9	41	86.1
Emotional Growth	1636	76.1	85	77.3	43	73.4	41	80.9
Social Growth	1639	77.0	85	77.8	43	74.8	41	80.6
Service of Others	1636	71.9	85	75.6	43	70.7	41	80.6
Commitment to God	1287	65.4	85	76.9	43	74.4	41	79.0
Commitment to Jesus	1279	57.7	85	71.1	43	71.0	41	70.6

**Section 3: Comparative Data Between All Schools and Your School**

**Year 12 Responses**



**Average Percentage Agreement for Each Dimension**

	All Schools for Year 12		Your School for Year 12 All		Your School for Year 12 Males		Your School for Year 12 Females	
	Number of students	Average Percentage Agreement	Number of Students	Average Percentage Agreement	Number of Students	Average Percentage Agreement	Number of Students	Average Percentage Agreement
Conscience	781	74.6	33	62.9	11	43.6	19	75.5
Compassion	782	81.9	33	71.1	11	56.8	19	81.3
Emotional Growth	779	75.3	33	65.0	11	59.1	19	70.0
Social Growth	778	78.4	33	65.2	11	60.5	19	71.1
Service of Others	781	74.4	33	68.0	11	60.5	19	75.5
Commitment to God	686	55.1	33	65.5	11	73.2	19	60.5
Commitment to Jesus	683	47.4	33	62.4	11	70.9	19	57.4