



Australian Council for Educational Research

Sample School

APTS-E-TEST

Order of Merit Listing

Date: 14 July 2006

ACER Test Scoring Services

Email : tss@acer.edu.au
Phone: + 61 3 9277 5535
www.acer.edu.au/tss

Order of Merit Listing

Name	Age	Sex	Year	ID	Total Raw Score	Verbal Reasoning		Quantitative Reasoning		Abstract Reasoning		Spatial-Visual Reasoning	
						Raw Score	Norm Stanine	Raw Score	Norm Stanine	Raw Score	Norm Stanine	Raw Score	Norm Stanine
LOWER, S	16-1	F	10		116	71	9	45	9	0	1	0	1
WEST, K	15-8	F	10		108	72	9	36	8	0	1	0	1
HIDDLE, A	16-3	F	10		100	68	9	32	7	0	1	0	1
NICHOLSON, F	16-2	M	10		95	63	9	32	7	0	1	0	1
BLOOMS, A	15-7	M	10		94	65	9	29	7	0	1	0	1
STANPSON, B	16-2	M	10		87	58	9	29	7	0	1	0	1
HUITSON, P	15-9	M	10		87	65	9	22	5	0	1	0	1
LUPSON, S	15-8	M	10		87	57	9	30	7	0	1	0	1
THOMBSON, G	15-6	F	10		86	52	7	34	8	0	1	0	1
CARTER, K	16-3	F	10		86	58	9	28	7	0	1	0	1
CLEARKE, E	15-8	F	10		83	59	9	24	6	0	1	0	1
BAMBASA, CV	15-6	F	10		76	57	9	19	5	0	1	0	1
ELLISON, G	15-9	M	10		75	52	7	23	6	0	1	0	1
PRIEST, E	16-1	M	10		74	49	7	25	6	0	1	0	1
COPPER, H	16-2	M	10		70	54	8	16	4	0	1	0	1
ADIEU, S	14-7	F	10		68	49	7	19	5	0	1	0	1
FERGY, A	15-8	F	10		68	50	7	18	4	0	1	0	1
HOCKEEN, MC	16-0	M	10		67	43	6	24	6	0	1	0	1
CIELLY, AM	16-2	M	10		67	49	7	18	4	0	1	0	1
NARANOTTI, S	15-7	M	10		66	55	8	11	2	0	1	0	1
SHARPER, EC	15-7	F	10		65	49	7	16	4	0	1	0	1
TRUMBPON, R	15-3	F	10		60	44	6	16	4	0	1	0	1
COTISMEN, A	15-7	F	10		58	32	4	26	6	0	1	0	1

Order of Merit Listing

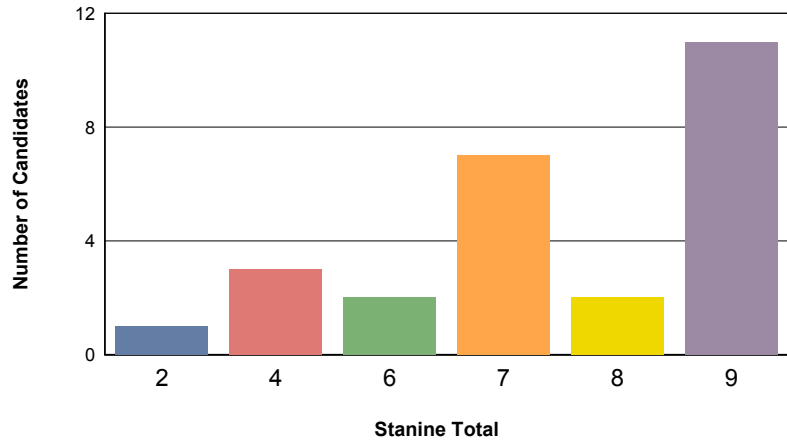
Name	Age	Sex	Year	ID	Total Raw Score	Verbal Reasoning		Quantitative Reasoning		Abstract Reasoning		Spatial-Visual Reasoning	
						Raw Score	Norm Stanine	Raw Score	Norm Stanine	Raw Score	Norm Stanine	Raw Score	Norm Stanine
CATHEDREALS, N	15-3	M	10		54	33	4	21	5	0	1	0	1
WONSTRA, M	17-4	F	10		49	15	2	34	8	0	1	0	1
STRESSING, C	15-3	M	10		42	34	4	8	1	0	1	0	1

Summary Statistics for this group

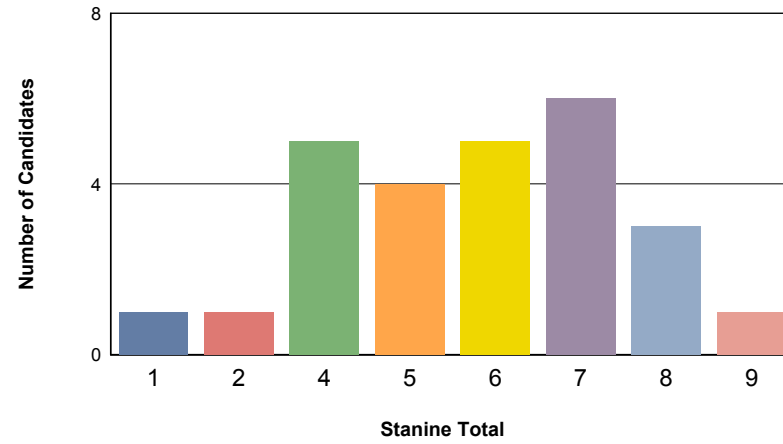
	Overall	Verbal Reasoning	Quantitative Reasoning	Abstract Reasoning	Spatial-Visual Reasoning
Number of Candidates	26	26	26	26	26
Mean Raw Score	76.46	52.04	24.42	0.00	0.00
Standard Deviation of Raw Score	17.88	13.11	8.41	0.00	0.00

Order of Merit Listing

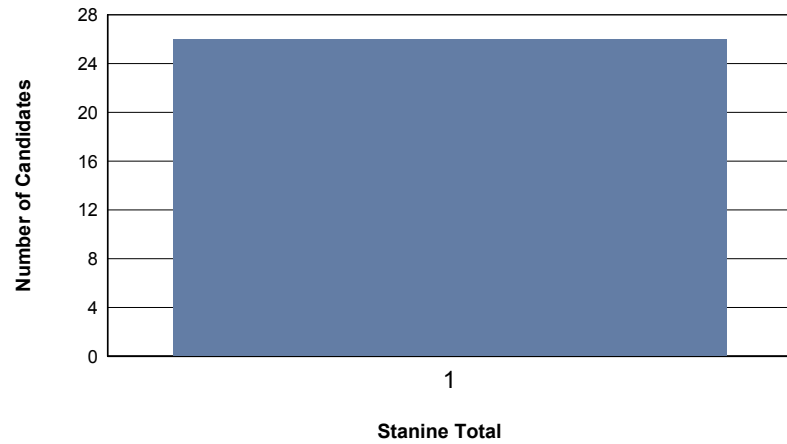
Stanine Distribution for Verbal Reasoning



Stanine Distribution for Quantitative Reasoning



Stanine Distribution for Abstract Reasoning



Stanine Distribution for Spatial-Visual Reasoning

